



**RIO GRANDE VALLEY METROPOLITAN PLANNING ORGANIZATION**

**510 SOUTH PLEASANTVIEW DRIVE – WESLACO, TEXAS 78596  
(956) 969-5778**

December 16, 2019

**PLANNING PARTNERS:**

**MAYOR AMBROSIO HERNANDEZ  
CHAIRMAN  
CITY OF PHARR**

**JUDGE EDDIE TREVIÑO, JR.  
VICE CHAIRMAN  
CAMERON COUNTY**

**CAMERON COUNTY RMA**

**CITY OF BROWNSVILLE**

**CITY OF EDINBURG**

**CITY OF HARLINGEN**

**CITY OF MCALLEN**

**CITY OF MISSION**

**CITY OF PHARR**

**CITY OF SAN BENITO**

**HIDALGO COUNTY**

**HIDALGO COUNTY RMA**

**TXDOT (PHARR DISTRICT)**

**VALLEY METRO**

**BROWNSVILLE METRO**

**MCALLEN METRO**

**STAFF:**

**ANDREW A. CANON  
EXECUTIVE DIRECTOR**

RGVMPO  
Technical Advisory Committee

RE; January 9, 2020 TAC Meeting

Dear TAC members,

At the forthcoming Technical Advisory Committee (TAC) meeting to be held on January 9, 2020, staff we be addressing the following agenda items and seeking your guidance as it moves forward.

Staff will be providing information on a possible planning area (MAB) expansion as requested from local governments in the Cameron County region. Staff will facilitate any further discussions needed on the 2021 UTP as proposed by TxDOT.

Staff will be asking for guidance and insight into he MTP/TIP development as well as the MTP tables used for informational purposes. Staff will also be seeking participation by local governments with items that need to be addressed in the near-term future such as Functional Classification updates, Performance Measures for Cat. 7 project selection, Thoroughfare Plan update and Transit Route/Stops and sidewalk inventories/

We look forward to seeing you at our first meeting of 2020 and developing game plans and strategies that will benefit the region. If I can do anything for you please feel free to contact me at [acanon@rgvmppo.org](mailto:acanon@rgvmppo.org) or 956-330-3380.

Sincerely,

Andrew A. Canon  
Executive Director  
RGVMPO

**EX-OFFICIO:**

**RIO GRANDE VALLEY PARTNERSHIP**

**RIO GRANDE VALLEY  
METROPOLITAN PLANNING ORGANIZATION (RGVMPO)**

***TECHNICAL ADVISORY COMMITTEE MEETING***

**THURSDAY, JANUARY 9, 2020 AT 10:00 A.M.  
KEN JONES BOARDROOM  
301 WEST RAILROAD - WESLACO**

**AGENDA**

---

**I. CALL TO ORDER**

**II. ROLL CALL**

**III. PUBLIC COMMENTS**

**IV. PRESENTATION, ACTION AND DISCUSSION ITEMS**

- A. Consideration and Action to Approve the Minutes of November 14, 2019 (**No Meeting Held in December 2019**)
- B. Consideration and Action of MTP Contract for 10% Increase to Address Onboard Transit Surveys
- C. Discussion and Action Regarding the MAB Expansion
- D. Discussion and Action on the UTP 2021 Update
- E. Discussion on Action on TIP/MTP Submittals for February 2020 (**Including Administrative Changes**)
- F. Discussion on the Functional Classification Updates
- G. Discussion on the Thoroughfare Plan Updates
- H. Discussion on City Limits and ETJ Boundary Data
- I. Discussion on the Transit Route and Sidewalk Inventory
- J. Discussion on the Performance Measures Updates

**V. RGVMPO STAFF REPORTS AND UPDATES**

- A. Budget Report

**VI. STATUS REPORTS**

- A. TxDOT Project Status Reports
- B. Cameron County RMA
- C. Hidalgo County RMA
- D. McAllen Metro
- E. Brownsville Metro
- F. Valley Metro

**VII. NEW OR UNFINISHED BUSINESS**

**VIII. ADJOURNMENT**

Rio Grande Valley Metropolitan Planning Organization  
 Technical Advisory Committee Meeting  
 Minutes  
 November 14, 2019

**I) CALL TO ORDER**

Pete Sepulveda, (Cameron County RMA) Chairman called the meeting to order at 10:05 am. The RGVTAC Meeting was held at the Ken Jones Boardroom located at 301 West Railroad, Weslaco, Texas

**II) ROLL CALL**

RGVTAC Representatives in attendance were as follows:

MEMBERS PRESENT	
ENTITY	VOTING MEMBERS
Cameron County RMA	Pete Sepulveda, Chairman
City of Mission	JP Terrazas, Vice Chairman
City of Brownsville	Mark Lund
City of Edinburg	Mardequero Hinojosa, P.E.
City of Harlingen	Gabriel Gonzalez
City of McAllen	Patrizia Longoria
City of Pharr	Omar Anzaldua
City of San Benito	ABSENT
Cameron County	Benjamin Worsham
Hidalgo County	Armando Garza, Jr.
TxDOT Pharr District	Maria Champine
Valley Metro	Frank Jaramillo
Brownsville Metro	ABSENT
McAllen Metro	Jon Ray Bocanegra
Port of Brownsville	ABSENT
Port of Harlingen	ABSENT
Port Isabel-San Benito Navigation District	ABSENT
Hidalgo County RMA	Eric Davila
Cameron County Spaceport Dev. Corp.	ABSENT
NON-VOTING MEMBERS	
RGVMPO	Andrew A. Canon

**III) PUBLIC COMMENTS**

NONE

**IV) PRESENTATION, ACTION AND DISCUSSION ITEMS**

**A. Consideration and Action to Approve the Minutes of October 10, 2019**

Pete Sepulveda (Cameron County RMA) Chairman asked if there were any corrections to the minutes of October 10, 2019 as presented by staff. **No corrections were noted to the minutes, Eric Davila (HCRMA) made a motion approve the Minute of October 10, 2019 as presented by staff. The motion was seconded by the Norma Zamora (Brownsville Metro); and upon a vote, the motion carried unanimously.**

**B. Consideration and Action to Approve the Selection of CMP and MTP Sub-Committee Members**

Andrew Canon noted that at the last RGVTAC Meeting, Mr. Pete Sepulveda, (Cameron County RMA) Chairman recommended that this item be tabled due to the poor attendance/participation by RGVTAC members attending the TML Conference.

Andrew Canon noted that the purpose for the CMP and MTP Sub-Committees, is to provide guidance to both staff and consultants. After some discussion on this item the following RGVTAC Members volunteered to be appointed to the CMP and MTP Sub-Committees.

**CMP Members – Thursday December 5, 2019 at 10:00 AM**

**MTP Members – Friday, December 6, 2019 at 10:00 AM**

Pete Sepulveda, Jr.	Cameron County RMA	Benjamin Worsham	Cameron County
Armando Gutierrez, Jr.	City of Brownsville	Gabriel Gonzalez	City of Harlingen
Armando Garza, Jr.	Hidalgo County	Yvette Barrera	City of McAllen
Mardequero Hinojosa	City of Edinburg	Eric Davila	HCRMA
Melba Schaus	TxDOT	Melba Schaus	TxDOT
Yvette Barrera	City of McAllen	Mark Lund	City of Brownsville

**After some discussion on this item, City of Harlingen made a motion to recommend the following CMP and MTP Committee members as presented to the RGVTAC for their consideration and approval. City of McAllen seconded the motion; and upon a vote, the motion passed unanimously.**

**C. Discussion on FY2020 & FY2021 UTP**

Andrew Canon noted that TxDOT has provided an updated UTP for review and discussion. This spread sheet is a working progress project listing that needs to be submitted by November 21<sup>st</sup>. The deadline for consideration of new projects for FY2021 UTP is due at the end of January 2020. The list of projects submitted are for consideration for CAT 2 and CAT 4. Projects not selected for CAT 4 will be considered for CAT 12 by the Transportation Commission. Staff provided to TAC Members present the new TIP/MTP form, which list limits, anticipated ready to let date, project name; estimated cost, on/off system, project description, status of design and CSJ Number and TIP Number. This form will be utilized by each entity when submitting their projects. There is still time to modify the form, if TAC members wish to do so, but revisions need to be submitted to Mr. Canon at the earliest. **Report only, no action taken at this time.**

**D. Discussion on Administrative Changes to Transit TIP FY2019 – FY2022 (McAllen Metro Projects)**

Rudy Zamora noted that McAllen Metro submitted a total of nine Administrative changes to the 2019-2022 Transit TIP. Seven of those changes were made to existing projects in FY 2019, with additional changes to one project in FY 2020 and one project in FY 2021. Changes consisted of funding adjustments and re-apportionments. Changes have been uploaded to the STIP Portal and there is one minor correction needed for the date listed above the financial summaries. Administrative changes are accurate as of November 2019, and the document's date must be updated. This change will be made before presenting to the Policy Board. **Report only, no action taken at this time.**

**E. Discussion on TIP/MTP Timeline and Process**

Andrew Canon provided to the RGVTAC Members present an update on the 2020 TIP/MTP Timeline, noted no additional funding until May 2020 and these documents are inclusive with the TIP Tables. Staff noted that Public Meetings will be held accordingly in each respective region (Hidalgo, Harlingen and Brownsville) and will be posted on the RGVMPPO Website. Staff concluded by letting RGVTAC Members know that staff have created a new "Transportation Improvement Program (TIP) Form" with TxDots' input, that will be put into place for new upcoming projects or projects that need revisions. Staff concluded by letting TAC Members know that staff feels comfortable presenting the TIP/MTP Timeline and the new TIP Form Process to the RGVTPB Members for their review and approval. **Report only, no action taken at this time.**

**F. Discussion on Possibilities of RMA Merger**

Andrew A. Canon noted that by combining the HCRMA with the Cameron County Regional Mobility Authority, it would also be beneficial, creating "one true Regional Mobility Board". For now, the RMA's Merger is just in the discussing phase of whether it would be feasible in merging both RMA's. Future meetings will be held with both RMA's Representatives, Commissioners and Policy Members. **Report only, no action taken at this time.**

**G. Discussion and Recommendation on Cameron County MAB Expansion**

Andrew Canon submitted for review and information the process that would need to be followed for an expansion of the planning boundary (MAB) of the Rio Grande Valley MPO. These efforts will both be coordinated with TxDOT and FHWA and hope that this information will provide some guidance and clarification on the process and as always staff is here to assist however, we can.

- MPO submits a formal letter to TxDOT requesting the boundary expansion (presenting evidence that the area will be urbanized within the next (20) years).
- The Transportation Policy Board is required to approve a Resolution of Support for the boundary expansion. TxDOT TPP receives the resolution along with minutes of the Transportation Policy Board meeting in which the resolution was approved.
- Maps of the current and proposed MPO boundary are submitted.
- A copy of the new bylaws are submitted to TPP showing how the new areas would be represented/or no need for further representation on the Board due to the new area (city or town) to be included in the boundary already be represented by the county, etc.).
- Resolutions of support by the communities/cities to be included in the new boundary.
- This information will then be used to put together a memo, which along with all documentation are then submitted by TxDOT to the Governor's Office for approval.

After some discussion on this item, Staff recommendation by the RGVMPPO Technical Advisory Committee will be provided to the Policy Board for their consideration and approval. **Report only, no action taken at this time.**

**H. Discussion for the Kick-Off Date and Meeting for CMP (December 5, 2019 or December 6, 2019)**

Andrew Canon noted that this item was cover under Item "B" with dates selected and approved as follows: **CMP Committee Meeting scheduled for Thursday December 5, 2019 at 10:00 AM and the MTP Committee Meeting scheduled for Friday, December 6, 2019 at 10:00 AM. Report only, no action taken at this time.**

**V) RGVMPPO STAFF REPORT AND UPDATES**

RGVMPPO – Andrew Canon noted that he is scheduled to be on vacation the week of December 26, 2019 thru January 6, 2020. He will be in Italy.

**VI) STATUS REPORTS**

**A. TxDOT Project Status Reports**

Maria Champine with TxDOT provided an updated report on projects within the RGVMPPO area. Monthly Letting Projects listed were three projects (2) for October 2019; (1) for December and (1) Project in August 2020, which are added capacity projects only. Also provided by TxDOT were the 2020 Pharr District Letting List. **Report only, no action taken at this time.**

**B. Cameron County RMA**

Adrian Rincones, Cameron County RMA provided a presentation on projects that are currently within the Cameron County RMA. All projects are moving forward as scheduled and Cameron County RMA monthly report is filed with the November 10, 2019 RGV TAC Packet. **Report only, no action taken at this time.**

**C. Hidalgo County RMA**

Eric Davila, Chief Development Engineer with Hidalgo County RMA provided an overview and noted that all projects are continuing to move forward. Hidalgo County RMA monthly report is filed with the November 10, 2019 RGV TAC Packet. **Report only, no action taken at this time.**

**D. McAllen Metro**

Jon Ray Bocanegra provided a brief update to RGV TAC Members present and noted that the Ridership Report covers from October 2018 to September 2019. City of McAllen will be having their Christmas Parade on December 7, 2019. McAllen Metro monthly report is filed with the November 10, 2019 RGV TAC Packet. **Report only, no action taken at this time.**

**E. Brownsville Metro**

Mark Lund provided a brief update to RGV TAC Members present and noted that the Brownsville Metro Report is filed with the November 10, 2019 RGV TAC Packet. **Report only, no action taken at this time.**

**F. Valley Metro**

Frank Jaramillo provided a brief update to RGV TAC Members present and noted that Ridership continues to be study. Report is filed with the November 10, 2019 RGV TAC Packet. **Report only, no action taken at this time.**

**VII) NEW OR UNFINISHED BUSINESS**

NONE

**VIII) ADJOURNMENT:**

- ***There being no further business to come before the RGV TAC, Pete Sepulveda, (Cameron County RMA) Chairman called for a motion to adjourn. Mark Lund (City of Brownsville) made a motion to adjourn the meeting at 11:16 AM. The motion was seconded by Omar Anzaldua (City of Pharr); and upon a vote, the motion carried unanimously.***



**RIO GRANDE VALLEY METROPOLITAN PLANNING ORGANIZATION**

**510 SOUTH PLEASANTVIEW DRIVE – WESLACO, TEXAS 78596  
(956) 969-5778**

December 23, 2019

RGVMPO  
Technical Advisory Committee (TAC)

**PLANNING PARTNERS:**

**MAYOR AMBROSIO HERNANDEZ  
CHAIRMAN  
CITY OF PHARR**

**JUDGE EDDIE TREVIÑO, JR.  
VICE CHAIRMAN  
CAMERON COUNTY**

**CAMERON COUNTY RMA**

**CITY OF BROWNSVILLE**

**CITY OF EDINBURG**

**CITY OF HARLINGEN**

**CITY OF MCALLEN**

**CITY OF MISSION**

**CITY OF PHARR**

**CITY OF SAN BENITO**

**HIDALGO COUNTY**

**HIDALGO COUNTY RMA**

**TXDOT (PHARR DISTRICT)**

**VALLEY METRO**

**STAFF:**

**ANDREW A. CANON  
EXECUTIVE DIRECTOR**

**EX-OFFICIO:**

**RIO GRANDE VALLEY PARTNERSHIP**

**RE: Long Range Plan Contract Amendment**

TAC Members:

After careful discussions with Planning Partners, and to address the motion set before the Policy Board on October 30, 2019 by the City of Brownsville to assure that surveys of the Transit Providers provided an accurate, current statistical information, staff is requesting the approval of a contract amendment to the MTP contract with Alliance Transportation Group in the amount of \$119,780.00. This amount is 12% of the current approved contract amount but will provide additional data collection and analysis consisting of the following:

- Collection of boarding and alighting counts along with onboard origin-destination surveys for the following systems:
  - Valley Metro / Jag Express
  - B-Metro
  - McAllen System
  - Island Metro
  - UTRGV
- Development of a sampling plan to be presented for approval by RGVMPO that will be statistically valid within a 90% +/- 10 accuracy for segmented groups of routes.
  - Collection of boarding and alighting performed only on routes surveyed during the origin-destination survey.
  - These additional services will be performed over a 3.5-week period in the month of February 2020. Advisement and assistance will be provided in the development of the questionnaire.

If I can clarify anything for you please feel free to contact me at [acanon@rgvmopo.org](mailto:acanon@rgvmopo.org) or 956-330-3380.

Sincerely,

Andrew A. Canon  
Executive Director  
RGVMPO

# Rio Grande Valley Metropolitan Planning Organization

510 South Pleasantview Drive, Weslaco, TX. 78596

(956) 969-5778

(956) 969-5821

fax

November 18, 2019

RGVMPO  
TPB members

RE: MAB expansion

Members,

As requested by Vice-Chairman Trevino I am submitting for your review and information the process that would need to be followed for an expansion of the planning boundary (MAB) of the Rio Grande Valley MPO. I coordinated these efforts with both TxDOT and FHWA and I hope this provides some guidance and clarification on the process and as always staff is here to assist however, we can.

- MPO submits a formal letter to TxDOT requesting the boundary expansion (presenting evidence that the area will be urbanized within the next (20) years).
- The Transportation Policy Board is required to approve a Resolution of Support for the boundary expansion. TxDOT TPP receives the resolution along with minutes of the Transportation Policy Board meeting in which the resolution was approved.
- Maps of the current and proposed MPO boundary are submitted.
- A copy of the new bylaws are submitted to TPP showing how the new areas would be represented/or no need for further representation on the Board due to the new area (city or town) to be included in the boundary already be represented by the county, etc.).
- Resolutions of support by the communities/cities to be included in the new boundary.
- This information will then be used to put together a memo, which along with all documentation are then submitted by TxDOT to the Governor's Office for approval.
- Submittal for recommendation by the RGVMPO Technical Advisory Committee.

Please let me know if we can clarify anything for you on this or any other RGVMPO matter. I am available at 956-330-3380, or at [acanon@rgvmppo.org](mailto:acanon@rgvmppo.org).

Sincerely,



Andrew A. Canon  
Executive Director  
Rio Grande Valley MPO

**RESOLUTION NUMBER 2019 - 31**

**A RESOLUTION OF THE TOWN COUNCIL OF THE TOWN OF LAGUNA VISTA SUPPORTING THE ANNEXATION OF THE LAGUNA MADRE AREA INTO THE RIO GRANDE VALLEY MPO.**

**WHEREAS**, a Metropolitan Planning Organization (MPO) is a federally mandated and federally funded transportation policy-making organization in the United States that is made up of representatives from local government and governmental transportation authorities; and

**WHEREAS**, transportation investment means allocating scarce federal and other transportation funding resources appropriately; and

**WHEREAS**, planning needs to reflect the region's shared vision for its future; and

**WHEREAS**, adequate transportation planning requires a comprehensive examination of the region's future and investment alternatives; and

**WHEREAS**, the Laguna Madre Area lies outside the boundaries of the RGVMPPO.

**NOW THEREFORE, IT IS HEREBY RESOLVED**, that the Town Council of the Town of Laguna Vista requests that the RGVMPPO Policy Committee annex the Laguna Madre Area into the boundaries of the RGVMPPO.

**PASSED AND APPROVED** by the Town Council of the Town of Laguna Vista, Texas this 12<sup>th</sup> day of November 2019.



  
\_\_\_\_\_  
**Susie Houston, Mayor**

**ATTEST:**

  
\_\_\_\_\_  
**Alma Deckard, City Secretary**

**RESOLUTION 11-12-2019-04**

**A RESOLUTION OF THE CITY COMMISSION OF THE CITY OF PORT ISABEL SUPPORTING THE ANNEXATION OF THE LAGUNA MADRE AREA INTO THE RIO GRANDE VALLEY MPO.**

**WHEREAS**, a Metropolitan Planning Organization (MPO) is a federally mandated and federally funded transportation policy-making organization in the United States that is made up of representatives from local government and governmental transportation authorities; and

**WHEREAS**, transportation investment means allocating scarce federal and other transportation funding resources appropriately; and

**WHEREAS**, planning needs to reflect the region's shared vision for its future; and

**WHEREAS**, adequate transportation planning requires a comprehensive examination of the region's future and investment alternatives; and

**WHEREAS**, the Laguna Madre Area lies outside the boundaries of the RGVMPPO.

**NOW THEREFORE, IT IS HEREBY RESOLVED**, that the City Commission of the City of Port Isabel requests that the RGVMPPO Policy Committee annex the Laguna Madre Area into the boundaries of the RGVMPPO.

**PASSED AND APPROVED THIS THE 12<sup>th</sup> DAY OF November, 2019.**

**CITY OF PORT ISABEL**

  
\_\_\_\_\_  
**Juan Jose "JJ" Zamora, Mayor**

**ATTEST:**

  
\_\_\_\_\_  
**Susie Alcocer, City Secretary**



**RESOLUTION NO. 2019-43**

**A RESOLUTION OF THE CITY COUNCIL OF THE CITY OF SOUTH PADRE ISLAND SUPPORTING THE ANNEXATION OF THE LAGUNA MADRE AREA INTO THE RIO GRANDE VALLEY MPO.**

**WHEREAS**, a Metropolitan Planning Organization (MPO) is a federally mandated and federally funded transportation policy-making organization in the United States that is made up of representatives from local government and governmental transportation authorities; and

**WHEREAS**, transportation investment means allocating scarce federal and other transportation funding resources appropriately; and


**WHEREAS**, planning needs to reflect the region's shared vision for its future; and

**WHEREAS**, adequate transportation planning requires a comprehensive examination of the region's future and investment alternatives; and


**WHEREAS**, the Laguna Madre Area lies outside the boundaries of the RGVMPPO.

**NOW THEREFORE, IT IS HEREBY RESOLVED**, that the City Council of the City of South Padre Island requests that the RGVMPPO Policy Committee annex the Laguna Madre Area into the boundaries of the RGVMPPO.

**PASSED AND APPROVED THIS THE 6th DAY OF November, 2019.**

  
Patrick McNulty, Mayor

**ATTEST:**

  
Susan Manning, City Secretary



THE STATE OF TEXAS  
COUNTY OF CAMERON

§  
§  
§

**RESOLUTION**

BE IT RESOLVED THAT ON THE 10<sup>TH</sup> DAY OF DECEMBER, 2019, THE CAMERON COUNTY COMMISSIONERS' COURT, THE GOVERNING BODY OF CAMERON COUNTY, A TEXAS COUNTY ESTABLISHED PURSUANT TO THE LAWS OF THE STATE OF TEXAS – PARTICULARLY ARTICLE II, SECTION I, OF THE TEXAS CONSTITUTION – CONVENED, AND THE FOLLOWING ITEM WAS PLACED ON THE AGENDA OF THE COURT FOR SUCH MEETING, PURSUANT TO CHAPTER 551 OF THE TEXAS GOVERNMENT CODE (THE TEXAS OPEN MEETINGS ACT), TO BE CONSIDERED:

**“CONSIDERATION AND APPROVAL OF A RESOLUTION SUPPORTING THE ANNEXATION OF THE LAGUNA MADRE AREAS INTO THE RGVMPPO BOUNDARY.”**

**WHEREAS,** A METROPOLITAN PLANNING ORGANIZATION (MPO) IS A FEDERALLY MANDATED AND FEDERALLY FUNDED TRANSPORTATION POLICY-MAKING ORGANIZATION IN THE UNITED STATES THAT IS MADE UP OF REPRESENTATIVES FROM LOCAL GOVERNMENT AND GOVERNMENTAL TRANSPORTATION AUTHORITIES; AND

**WHEREAS,** TRANSPORTATION INVESTMENT MEANS ALLOCATING SCARCE FEDERAL AND OTHER TRANSPORTATION FUNDING RESOURCES APPROPRIATELY; AND

**WHEREAS,** PLANNING NEEDS TO REFLECT THE REGION'S SHARED VISION FOR ITS FUTURE; AND


**WHEREAS,** ADEQUATE TRANSPORTATION PLANNING REQUIRES A COMPREHENSIVE EXAMINATION OF THE REGION'S FUTURE AND INVESTMENT ALTERNATIVES; AND

**WHEREAS,** THE LAGUNA MADRE AREA LIES OUTSIDE THE BOUNDARIES OF THE RGVMPPO.

**NOW THEREFORE, IT IS HEREBY RESOLVED,** THAT THE CAMERON COUNTY COMMISSIONERS COURT REQUESTS THAT THE RGVMPPO POLICY COMMITTEE ANNEX THE LAGUNA MADRE AREA INTO THE BOUNDARIES OF THE RGVMPPO.





PASSED AND APPROVED THIS THE 10<sup>TH</sup> DAY OF DECEMBER, 2019.

  
EDDIE TREVIÑO, JR.  
COUNTY JUDGE


  
SOFIA C. BENAVIDES  
COMMISSIONER PRECINCT 1

  
DAVID A. GARZA  
COMMISSIONER PRECINCT 3

  
JOEY LOPEZ  
COMMISSIONER PRECINCT 2

  
GUS RUIZ  
COMMISSIONER PRECINCT 4

ATTEST:

  
SYLVIA GARZA-PEREZ  
COUNTY CLERK



**A CERTIFIED COPY**  
SYLVIA GARZA-PEREZ, County Clerk  
Cameron County, Texas  
Page 5 of 5

State of Texas  
County of Cameron  
I, **SYLVIA GARZA-PEREZ**, County Clerk of Cameron County,  
Texas, do hereby certify that the foregoing is a true and  
correct copy of the original now on file and/or recorded  
by me in the December 10, 2019 - Regular Meeting Minutes  
Records  
By \_\_\_\_\_ Date 12/11/19  
Deputy  
**SYLVIA GARZA-PEREZ**, County Clerk

## CONSENT ITEMS

- (2) **ALL ITEMS UNDER THE CONSENT AGENDA ARE HEARD COLLECTIVELY UNLESS OPPOSITION IS PRESENTED, IN WHICH CASE THE CONTESTED ITEM WILL BE CONSIDERED, DISCUSSED, AND APPROPRIATE ACTION TAKEN SEPARATELY.**

DISCUSSION CONCERNING CONSENT ITEMS:

**Consent Item No. 2 (A):**

Commissioner Garza motioned to approve the Resolution supporting the annexation of the Laguna Madre Area into the RGV MPO Boundary.

The motion was seconded by Commissioner Benavides and carried unanimously.

**Consent Item No. 2 (L):**

Commissioner Garza motioned to approve 100% Complete Construction documents for the Cameron County South Texas Ecotourism Center Project.

The motion was seconded by Commissioner Ruiz and carried unanimously.

**Consent Item No. 2 (N):**

Commissioner Garza motioned to approve the Professional Services Agreement with Experian for services related to the Census 2020.

The motion was seconded by Commissioner Benavides and carried unanimously.

**Consent Item No. 2 (S):**

Commissioner Garza motioned to approve to sell obsolete analog radio equipment as surplus property to Valle Hermoso Fire Department, Mexico.

The motion was seconded by Commissioner Ruiz and carried unanimously.

**Consent Items No. 2 (X) and (Y):**

Commissioner Garza motioned to approve Consent Items No. 2 (X) and (Y).

The motion was seconded by Commissioner Ruiz and carried unanimously.

**Consent Item No. 2 (Q):**

Commissioner Benavides motioned to approve to amend the proposed Job Title of Deputy Emergency Management Coordinator to Assistant Emergency Management Coordinator.

The motion was seconded by Commissioner Lopez and carried unanimously.

---

Commissioner Ruiz motioned to approve the remaining "Consent Items", excluding Consent Items No. 2 (R)

No. 2 (JJ) which will be heard after Executive Session.

The motion was seconded by Commissioner Lopez and carried unanimously.

**A CERTIFIED COPY**  
SYLVIA GARZA-PEREZ, County Clerk  
Cameron County, Texas  
Page 1 of 5



- (A) CONSIDERATION AND APPROVAL OF A RESOLUTION SUPPORTING THE ANNEXATION OF THE LAGUNA MADRE AREA INTO THE RGV MPO BOUNDARY. (PSJ-COUNTY ADMINISTRATOR)
- (B) CONSIDERATION AND APPROVAL OF AN INTERLOCAL AGREEMENT BETWEEN CAMERON COUNTY AND THE CAMERON COUNTY REGIONAL MOBILITY AUTHORITY REGARDING THE EAST LOOP PROJECT. (PSJ-COUNTY ADMINISTRATOR)
- (C) CONSIDERATION AND APPROVAL OF INTERLOCAL AGREEMENT BETWEEN CAMERON COUNTY AND THE CAMERON COUNTY REGIONAL MOBILITY AUTHORITY REGARDING THE WEST BLVD. PROJECT. (PSJ-COUNTY ADMINISTRATOR)
- (D) CONSIDERATION AND AUTHORIZATION TO ADJUST THE SALARY FOR PC NO. 428-445-001 TO \$51,913.00 TO CORRECTLY APPLY A STIPEND AWARDED BY THE PRESIDING COUNTY COURT AT LAW JUDGE. (GE-ADMINISTRATIVE SERVICES)
- (E) CONSIDERATION AND ACTION FOR THE APPOINTMENT OF ROBERT HERNANDEZ, JR. AS RESERVE DEPUTY CONSTABLE FOR PRECINCT 2 IN COMPLIANCE WITH THE FINDING THAT IT IS NECESSARY TO APPOINT THE RESERVE DEPUTY IN ORDER TO PROPERLY HANDLE THE BUSINESS OF THE CONSTABLE'S OFFICE THAT ORIGINATES IN THE CONSTABLE'S PRECINCT AND THAT THE APPOINTMENT IS VALID ONLY THROUGH THE END OF THE FISCAL YEAR IN WHICH THE APPOINTMENT IS MADE OR THE CURRENT TERM OF THE ELECTED CONSTABLE WHICHEVER ENDS SOONER. (GE-ADMINISTRATIVE SERVICES)
- (F) CONSIDERATION AND APPROVAL OF PERSONAL SERVICE AGREEMENTS BETWEEN CAMERON COUNTY AND CONTRACTORS OPERATING UNDER SOUTH TEXAS PARTNERSHIP, SOUTHWEST BORDER HIGH INTENSITY DRUG TRAFFICKING AREA (HIDTA). (MG-AUDITOR)
- (G) CONSIDERATION AND AUTHORIZATION TO CONTINUE TO UTILIZE CENTRAL SQUARE TECHNOLOGIES (FORMERLY SUPERION) FOR THE COUNTY FINANCIAL SOFTWARE ANNUAL SUPPORT. CENTRAL SQUARE TECHNOLOGIES IS THE SOLE SOURCE ENTITY OF THIS PRODUCT. (MG-AUDITOR)
- (H) CONSIDERATION AND POSSIBLE APPROVAL OF SUPPLEMENTAL EASEMENT AND RIGHT OF WAY BETWEEN AEP TEXAS, INC. AND CAMERON COUNTY. (BLW-CCDoT ENG)
- (I) CONSIDERATION AND AUTHORIZATION FOR PRELIMINARY PLAT APPROVAL OF TRIPLE H RANCH SUBDIVISION BEING 7.055 ACRES OF LAND SITUATED IN CAMERON COUNTY, TEXAS AND BEING OUT OF LOT 5 J.G. SUBDIVISION, AS PER MAP RECORDED IN CABINET 761-B AND 762-A OF THE CAMERON COUNTY MAP RECORDS, CAMERON COUNTY, TEXAS, PCT. 4. (BLW-CCDoT ENG)
- (J) CONSIDERATION AND AUTHORIZATION OF TIME EXTENSION FROM DECEMBER 28, 2019 TO NOVEMBER 4, 2021 FOR PROVIDING SEWER FACILITIES (SEPTIC SYSTEMS) FOR LOS JARDINES ESTATES SUBDIVISION, PCT. 3. (BLW-CCDoT ENG)
- (K) CONSIDERATION AND AUTHORIZATION OF TIME EXTENSION FROM DECEMBER 28, 2019 TO NOVEMBER 4, 2021 FOR PROVIDING SEWER FACILITIES (SEPTIC SYSTEMS) FOR LOZANO HEIGHTS SUBDIVISION, PCT. 3. (BLW-CCDoT ENG)
- (L) CONSIDERATION AND APPROVAL OF 100% COMPLETE CONSTRUCTION DOCUMENTS FOR THE CAMERON COUNTY SOUTH TEXAS ECOTOURISM CENTER PROJECT. (DV-CONSTRUCTION MANAGEMENT)
- (M) CONSIDERATION AND ACKNOWLEDGEMENT OF SENATE BILL 346 (EFFECTIVE 01/01/2020) AND SENATE BILL 658 (EFFECTIVE 09/01/2019), PASSED DURING THE 86<sup>TH</sup> REGULAR LEGISLATIVE SESSION. (SGP-COUNTY CLERK)



# Cameron County Commissioners' Court Agenda Request Form

2019R12095

No. 2-A

Date: December 3, 2019 Meeting Date Request: December 10, 2019  
Deadline for Action: \_\_\_\_\_ Contact Person: Pete Sepulveda, Jr.  
Department: County Administrator Phone: 544-0830 Fax: 544-0801  
Department Head Name: Pete Sepulveda, Jr. Signature: [Signature]

## Caption:

CONSIDERATION AND APPROVAL OF A RESOLUTION SUPPORTING THE ANNEXATION OF THE LAGUNA MADRE AREA INTO THE RGVMPD BOUNDARY.

**Background:** *(Briefly summarize your request, if needed use separate sheet(s) or attach supporting documentation).*

**A CERTIFIED COPY**  
SYLVIA GARZA-PEREZ, County Clerk  
Cameron County, Texas  
Page 3 of 5



**PLEASE FILL IN ALL BLANKS WITH REQUIRED INITIALS AND FISCAL DATA INFORMATION  
OR PLACE N/A IF IS NOT APPLICABLE:**

County Judge n/a Auditor n/a Budget n/a Legal [Signature] Human Resources n/a Purchasing n/a

1295 Form \_\_\_\_\_

## **Fiscal Data:**

Dept. Name: n/a Fund No. n/a Department: Yes     No     Amt. Expended : \$ n/a  
Funds Available: Yes     No     General: Yes     No     Impact on future budget: Yes     No    

Grant: Yes     No    

## **Comments:**

## **Action taken by Commissioners' Court**

Approved     Tabled     Denied     Motion made by     Seconded     Vote

THE STATE OF TEXAS

§  
§  
§

**RESOLUTION NO.**

BE IT RESOLVED THAT ON THE 19<sup>TH</sup> DAY OF DECEMBER, 2019, THE TOWN OF BAYVIEW ALDERMAN CONVENEED, AND THE FOLLOWING ITEM WAS PLACED ON THE AGENDA OF THE TOWN FOR SUCH MEETING, PURSUANT TO CHAPTER 551 OF THE TEXAS GOVERNMENT CODE (THE TEXAS OPEN MEETINGS ACT), TO BE CONSIDERED:

**“Consideration and approval of a Resolution supporting the annexation of the Laguna Madre areas into the RGVMPPO Boundary.”**

**WHEREAS**, a Metropolitan Planning Organization (MPO) is a federally mandated and federally funded transportation policy-making organization in the United States that is made up of representatives from local government and governmental transportation authorities; and

**WHEREAS**, transportation investment means allocating scarce federal and other transportation funding resources appropriately; and

**WHEREAS**, planning needs to reflect the region’s shared vision for its future; and

**WHEREAS**, adequate transportation planning requires a comprehensive examination of the region’s future and investment alternatives; and

**WHEREAS**, the Laguna Madre Area lies outside the boundaries of the RGVMPPO.

**NOW THEREFORE, IT IS HEREBY RESOLVED**, that the Town of Bayview Alderman requests that the RGVMPPO Policy Committee annex the Laguna Madre Area into the boundaries of the RGVMPPO.


**PASSED AND APPROVED THIS THE 19<sup>TH</sup> DAY OF DECEMBER, 2019.**

TOWN OF BAYVIEW



---

GARY PARIS  
MAYOR




---

ROBERT STEENBOCK  
ALDERMAN, PLACE 1




---

JENERIA LEWIS  
ALDERMAN, PLACE 2




---

DAVID WAYNE EVANS  
ALDERMAN, PLACE 3



---

RON HEINZ  
ALDERMAN, PLACE 4



---

GABRIEL NAJERA  
ALDERMAN, PLACE 5

2021 UTP for TAC

CSJ	CCSJ	EST LET DATE	Hwy	County	Description	Limits From	Limits To	Project Class	Total Est. Construction Cost	TOTAL AUTHORIZED AMT	CAT 2	Cat 4R	Cat 4U	Cat 12 Clear Lanes	Cat 12	CAT 12 (CAT 7 RECON)	Cat 12 TTC	CAT 12 Strategic Partnership	CBI	RIDER 11B	Other Programmed	ADDITIONAL Amount REQUESTED for 2020 UTP	AWARDED (Y/N)	Category 2 Request	Category 4U Request	Category 4 Regional Request	Category 12 TTC Request	Cat. 12 Strategic Partnership	CBI Request	RIDER 11B Request	District Comments			
0921-06-315	0921-06-315	8/1/2020	CS	Cameron	PE & ROW ACQ. FOR CONSTRUCTION	EAST LOOP, FROM IH-69E	SH 4	Widen Non-Freeway	\$100,000,000.00	\$875,000.00	\$0.00	\$0.00	\$0.00	\$0.00	\$0.00	\$0.00	\$0.00	\$0.00	\$0.00	\$0.00	\$875,000.00	\$60,000,000.00	N									Requesting Construction funds for entire corridor plus overpasses. Requesting \$95,020,400 in CAT 12 funds for entire corridor plus overpasses. Requesting to move \$4,104,600 in CAT 12SP from 0684-01-068 to the East Loop (0921-06-315) project. Need to move LET date from 8/2020 to FY 2024		
0684-03-022	0684-03-022	9/1/2020	FM 1732	Cameron	REHABILITATE ROADWAY	US 281	IH-69E	Rehabilitation of Existing Road	\$8,000,000.00	\$4,352,506.00											\$4,352,506.00											Requesting \$8M in CBI to cover construction estimate. Reduce CAT 1 to \$1 to cover overruns		
0921-02-368	0921-02-368	12/1/2020	Various	Hidalgo	CONSTRUCT 4-LANE CONTROLLED ACCESS TOLLED FACILITY	365 TOLLWAY, FROM FM 396	US 281	New Location Freeway	\$255,000,000.00	\$174,178,506.00	\$0.00	\$0.00	\$0.00	\$0.00	\$0.00	\$0.00	\$0.00	\$14,386,688.00	\$0.00	\$0.00	\$159,791,818.00								\$0.00	\$27,000,000.00			Add \$27M in CBI.	
1064-01-032	1064-01-032	4/1/2021	FM 676	Hidalgo	WIDEN TO 4 LANE DIVIDED	SH 364, EAST	SH 107	Widen Non-Freeway	\$15,000,000.00	\$15,000,000.00	\$3,000,000.00	\$0.00	\$0.00	\$0.00	\$0.00	\$0.00	\$0.00	\$0.00	\$12,000,000.00	\$0.00	\$0.00												CBI to be removed. Request additional Cat 2 (12,000,000)	
0342-03-037	0342-03-037	7/1/2021	SH 107	Cameron	RECONSTRUCT TO 4 LANES C&G	LOUISIANA ST.	HOOKS E. HODGES RD.	Widen Non-Freeway	\$10,185,301.00	\$10,185,301.00	\$8,800,000.00	\$0.00	\$0.00	\$0.00	\$0.00	\$0.00	\$0.00	\$0.00	\$0.00	\$0.00	\$1,385,301.00			\$1,385,300.00									Underfunded - Need to reduce CAT 11 to \$1 and need an additional \$1,385,300 (last year we planned to use PROP 1 to cover difference)	
0684-01-068	0684-01-068	8/1/2021	SH 550	Cameron	CONSTRUCT CONTROLLED ACCESS TOLLED FACILITY	.203 MI S OF FM 1847	1.13 MI SE OF UPRR OVRPSS @ FM 3248	New Location Non-Freeway	\$16,830,000.00	\$14,411,266.00	\$0.00	\$0.00	\$0.00	\$0.00	\$0.00	\$0.00	\$0.00	\$4,104,600.00	\$0.00	\$0.00	\$10,306,666.00												Removing as per district discussion. Toll roads cannot use state funds.	
0921-02-303	0921-02-303	8/1/2021	Various	Hidalgo	CONSTRUCT SOUTH BOUND INSPECTION STATION	ANZALDUAS INTL BRIDGE PORT OF ENTRY	SOUTH BOUND	Border Crossing Facility	\$7,591,709.00	\$7,241,012.00	\$0.00	\$0.00	\$0.00	\$0.00	\$0.00	\$0.00	\$0.00	\$0.00	\$100,000.00	\$0.00	\$7,141,012.00								\$0.00	\$5,491,709.00	\$4,000,000.00			changes made 1/7/2020
0921-02-379	0921-02-379	8/1/2021	Anzalduas	Hidalgo	INBOUND COMMERCIAL INSPECTION PREPRIMARY INSPECTION PRE-CLEARED CARGO TRAFFIC	ANZALDUAS INTL. PORT OF ENTRY	NORTH BOUND	Border Crossing Facility	\$43,700,000.00	\$4,200,001.00								\$4,200,000.00	\$0.00	\$0.00	\$1.00												requesting additional \$7.9 M (to existing \$4.2 M in CBI), rest to be covered by Local funds	
0864-01-069	0864-01-069	9/1/2021	FM 494	Hidalgo	WIDEN TO 4 LANE	FM 676 (MILE 5)	FM 1924 (MILE 3)	Widen Non-Freeway	\$12,560,000.00	\$9,000,000.00	\$0.00	\$0.00	\$0.00	\$0.00	\$0.00	\$0.00	\$0.00	\$0.00	\$0.00	\$0.00	\$9,000,000.00													\$9M in CAT 11
1103-04-039	1103-04-039	9/1/2021	FM 755	Starr	SUPER 2 & RECONSTRUCT ROADWAY	FM 1017	FM 2294	Super-2 Highway	\$7,640,003.00	\$7,640,003.00	\$0.00	\$0.00	\$0.00	\$0.00	\$0.00	\$0.00	\$0.00	\$0.00	\$0.00	\$0.00	\$7,640,003.00					\$7,640,003.00								\$7,640,003 in CAT 1
0255-07-140	0255-07-140	1/1/2022	US 281	Hidalgo	RURAL EXPRESSWAY FACILITY (FUTURE I-69 CORRIDOR)	0.273 MI S OF SH 186	0.023 MI N OF FM 490	Freeway Operational Improvements	\$117,586,482.00	\$8,000,001.00	\$0.00	\$0.00	\$80,000,000.00	\$0.00	\$0.00	\$0.00	\$0.00	\$0.00	\$0.00	\$0.00	\$0.00	\$1.00	\$2,410,000.00	Y		\$37,586,482.00							Requesting additional \$37,586,482 in CAT 4U to cover gap	
0482-01-036	0482-01-036	1/1/2022	SH 285	Jim Hogg	SUPER 2	FM 1017	JIM HOGG/BROOKS CL	Super-2 Highway	\$23,000,000.00	\$23,000,000.00	\$0.00	\$0.00	\$0.00	\$0.00	\$0.00	\$0.00	\$0.00	\$0.00	\$0.00	\$0.00	\$23,000,000.00	\$23,000,000.00	N				\$23,000,000.00							\$23M in CAT 1
0921-06-254	0921-06-254	1/1/2022	CS	Cameron	CONSTRUCT 2 LANE RURAL	FM 509 ON NEW LOCATION, FROM FM 508	FM 1599	New Location Non-Freeway	\$7,000,000.00	\$3,620,000.00	\$3,620,000.00	\$0.00	\$0.00	\$0.00	\$0.00	\$0.00	\$0.00	\$0.00	\$0.00	\$0.00	\$0.00			\$3,380,000.00									Request additional Cat 2 to close gap (Additional \$3,380,000)	
1064-01-027	1064-01-027	1/1/2022	FM 676	Hidalgo	WIDEN TO 4 LANE WITH LEFT TURN LANE	SH 107	TAYLOR RD.	Widen Non-Freeway	\$18,830,374.00	\$11,894,902.00	\$7,189,994.00	\$0.00	\$0.00	\$0.00	\$0.00	\$0.00	\$0.00	\$0.00	\$0.00	\$0.00	\$4,704,908.00	\$8,925,466.00	PARTIAL*	\$11,139,644.00									Underfunded - need to reduce CAT 11 to \$1. Need additional \$11,139,644 (*CAT 2 INCREASED \$1,989,994)	
0220-04-049	0220-04-049	5/1/2022	US 281	Cameron	WIDEN TO 4 LANE RURAL	FM 1421	5 MILES WEST OF FM 1577.	Widen Non-Freeway	\$12,500,000.00	\$12,500,000.00	\$7,540,000.00	\$0.00	\$0.00	\$0.00	\$0.00	\$0.00	\$0.00	\$0.00	\$0.00	\$0.00	\$0.00	\$4,960,000.00							\$0.00	\$12,500,000.00			CAT 2 and CAT 7 to be replaced with CBI	
1939-02-036	1939-02-036	1/1/2023	FM 2061	Hidalgo	PROPOSED 6 LANE W/ RAISED MEDIAN	BUS 83 S	HALL ACRES RD.	Widen Non-Freeway	\$18,970,000.00	\$4,355,112.00	\$0.00	\$0.00	\$0.00	\$0.00	\$0.00	\$0.00	\$0.00	\$0.00	\$0.00	\$0.00	\$4,355,112.00			\$18,970,000.00										
3468-01-021	3468-01-021	1/1/2023	FM 3362	Hidalgo	WIDEN AND RECONSTRUCT ROADWAY (4 TO 6 LANES)(DIVIDED) (URBAN)	BUS 83S	SH 495	Widen Non-Freeway	\$9,170,000.00	\$3,200,000.00	\$0.00	\$0.00	\$0.00	\$0.00	\$0.00	\$0.00	\$0.00	\$0.00	\$0.00	\$0.00	\$3,200,000.00			\$9,170,000.00										
3632-01-001	3632-01-001	1/1/2023	SL 195	Starr	CONSTRUCT RIO GRANDE CITY/ROMA RELIEF ROUTE	NEW LOCATION, FM 3167	FM 755	New Location Non-Freeway	\$47,126,048.00	\$44,000,000.00	\$0.00	\$0.00	\$0.00	\$0.00	\$0.00	\$0.00	\$0.00	\$0.00	\$0.00	\$0.00	\$44,000,000.00	\$47,126,048.00	D		\$47,126,048.00									
3632-01-002	3632-01-002	1/1/2023	SL 195	Starr	CONSTRUCT RIO GRANDE CITY/ROMA RELIEF ROUTE	NEW LOCATION, FM 649	FM 3167	New Location Freeway	\$59,254,913.00	\$50,000,000.00	\$0.00	\$0.00	\$0.00	\$0.00	\$0.00	\$0.00	\$0.00	\$0.00	\$0.00	\$0.00	\$50,000,000.00	\$59,254,913.00	D		\$59,254,913.00									
0342-02-052	0342-02-052	5/1/2023	SH 107	Hidalgo	RECONSTRUCT AND WIDEN TO 4 LANE RURAL	FM 1425	WEST LEVEE	Widen Non-Freeway	\$37,105,711.00	\$12,000,000.00	\$0.00	\$0.00	\$0.00	\$0.00	\$0.00	\$0.00	\$0.00	\$0.00	\$0.00	\$0.00	\$12,000,000.00			\$37,105,711.00									\$12M in CAT 1	
0342-03-040	0342-03-040	5/1/2023	SH 107	Cameron	RECONSTRUCT & WIDEN TO 4 LANE RURAL ROADWAY	HIDALGO/CAMERON CL	LOUISIANA ST.	Widen Non-Freeway	\$4,500,000.00	\$4,500,000.00	\$0.00	\$0.00	\$0.00	\$0.00	\$0.00	\$0.00	\$0.00	\$0.00	\$0.00	\$0.00	\$4,500,000.00			\$4,500,000.00									\$4.5M in CAT 1	

Adding  
Removing

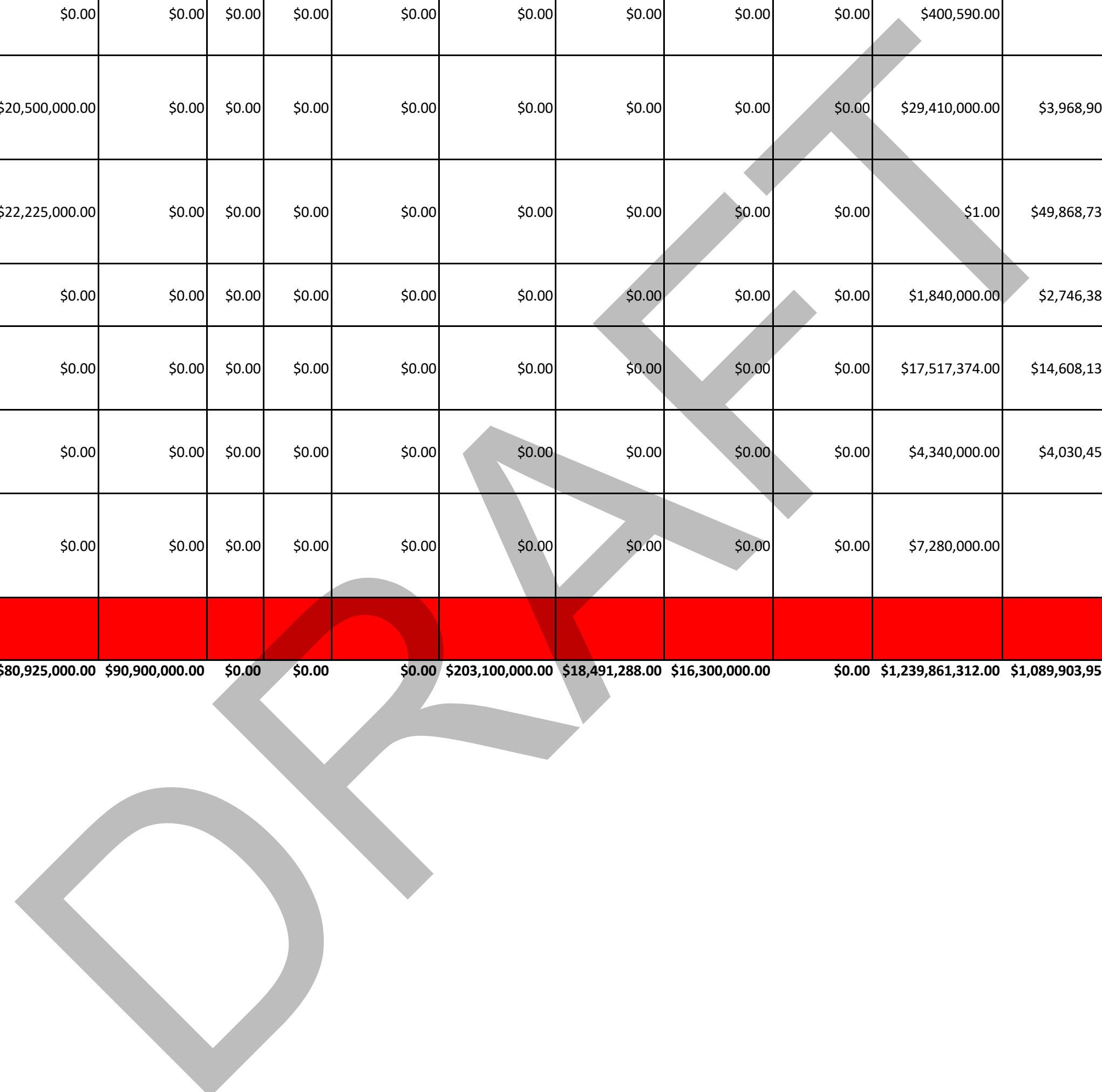
2021 UTP for TAC

CSJ	CCSJ	EST LET DATE	Hwy	County	Description	Limits From	Limits To	Project Class	Total Est. Construction Cost	TOTAL AUTHORIZED AMT	CAT 2	Cat 4R	Cat 4U	Cat 12 Clear Lanes	Cat 12	CAT 12 (CAT 7 RECON)	Cat 12 TTC	CAT 12 Strategic Partnership	CBI	RIDER 11B	Other Programmed	ADDITIONAL Amount REQUESTED for 2020 UTP	AWARDED (Y/N)	Category 2 Request	Category 4U Request	Category 4 Regional Request	Category 12 TTC Request	Cat. 12 Strategic Partnership	CBI Request	RIDER 11B Request	District Comments				
0038-05-041	0038-05-041	1/1/2024	US 83	Zapata	WIDEN FROM 2 LANE RURAL TO 4 LANE DIVIDED	0.70 MI S OF FM 2687	0.05 MI N OF LOPENO AVE	Widen Non-Freeway	\$15,614,434.00	\$46,530,000.00	\$0.00	\$0.00	\$0.00	\$0.00	\$0.00	\$0.00	\$0.00	\$0.00	\$0.00	\$0.00	\$46,530,000.00	\$15,614,434.00	N			\$15,614,434.00		\$0.00							
0220-04-050	0220-04-050	1/1/2024	US 281	Cameron	WIDEN TO 4 LANE RURAL	FM 732	FM 1577	Widen Non-Freeway	\$10,000,000.00	\$8,400,000.00	\$7,000,000.00	\$0.00	\$0.00	\$0.00	\$0.00	\$0.00	\$0.00	\$0.00	\$0.00	\$0.00	\$1,400,000.00	\$3,000,000.00	N	\$3,000,000.00				\$0.00					Underfunded - Need to reduce CAT 11 to \$1 and need an additional \$3M		
0255-05-043	0255-05-043	1/1/2024	US 281	Brooks	RURAL EXPRESSWAY FACILITY (FUTURE I-69 CORRIDOR)	3.158 MI N. OF FM 755	0.682 MI N. OF FM 755	Convert Non-Freeway To Freeway	\$260,167,905.00	\$48,300,000.00	\$0.00	\$0.00	\$0.00	\$0.00	\$0.00	\$0.00	\$0.00	\$0.00	\$0.00	\$0.00	\$48,300,000.00	\$48,300,000.00	N			\$260,167,905.00		\$0.00							
0255-05-044	0255-05-044	1/1/2024	US 281	Brooks	RURAL EXPRESSWAY FACILITY (FUTURE I-69 CORRIDOR)	0.690 MI S OF FM 755	HIDALGO/BROOKS COUNTY LINE	Convert Non-Freeway To Freeway	\$88,900,000.00	\$58,200,001.00	\$0.00	\$38,200,000.00	\$0.00	\$0.00	\$0.00	\$0.00	\$0.00	\$20,000,000.00	\$0.00	\$0.00	\$0.00	\$1.00	\$30,800,000.00	N			\$30,700,000.00		\$0.00					Underfunded by \$30.7M	
0255-06-069	0255-06-069	1/1/2024	US 281	Hidalgo	RURAL EXPRESSWAY FACILITY (FUTURE I-69 CORRIDOR)	HIDALGO/BROOKS COUNTY LINE	0.315 MI N OF SH 186	Convert Non-Freeway To Freeway	\$267,186,465.00	\$194,000,001.00	\$0.00	\$0.00	\$10,900,000.00	\$0.00	\$0.00	\$0.00	\$0.00	\$183,100,000.00	\$0.00	\$0.00	\$0.00	\$1.00	\$194,000,000.00	Y				\$73,186,465.00	\$0.00				Underfunded - Estimate is higher than last year (\$194M) need additional \$73,186,465		
0921-02-142	0921-02-142	1/1/2024	Various	Hidalgo	CONSTRUCT NON-TOLLED 4 LANE DIVIDED (AT GRADE) HIGHWAY	365 TOLLWAY AND FM 493	IH-2	Corridor Traffic Management	\$80,812,000.00	\$80,812,000.00	\$0.00	\$0.00	\$0.00	\$0.00	\$0.00	\$0.00	\$0.00	\$0.00	\$0.00	\$0.00	\$80,812,000.00					\$68,743,588.00	\$12,068,412.00						IBTC Phase I.		
1427-01-033	1427-01-033	1/1/2024	FM 1423	Hidalgo	PROPOSED 4 LANE C&G WITH SHOULDERS	IH-2	BUS 83	Widen Non-Freeway	\$6,000,000.00	\$6,000,000.00	\$0.00	\$0.00	\$0.00	\$0.00	\$0.00	\$0.00	\$0.00	\$0.00	\$0.00	\$0.00	\$6,000,000.00			\$6,000,000.00				\$0.00							
1427-01-037	1427-01-037	1/1/2024	FM 1423	Hidalgo	WIDEN AND RECONSTRUCT ROADWAY (2 TO 6 LANES)(DIVIDED) (URBAN)	MINNESOTA RD.	IH-2	Widen Non-Freeway	\$20,188,000.00	\$13,480,000.00	\$0.00	\$0.00	\$0.00	\$0.00	\$0.00	\$0.00	\$0.00	\$0.00	\$0.00	\$0.00	\$13,480,000.00			\$0.00										Removing - over budget	
1586-01-075	1586-01-075	1/1/2024	FM 907	Hidalgo	PROPOSED 4 LANE C&G W/ SHOULDERS	SH 107	NOLANA LOOP	Widen Non-Freeway	\$29,000,000.00	\$24,000,000.00	\$0.00	\$0.00	\$0.00	\$0.00	\$0.00	\$0.00	\$0.00	\$0.00	\$0.00	\$0.00	\$24,000,000.00			\$0.00										Removing - over budget	
1802-02-014	1802-02-014	1/1/2024	FM 3461	Hidalgo	PROPOSED 6 LANE W/RAISED MEDIAN	FM 2061	IH-69C	Widen Non-Freeway	\$13,000,000.00	\$13,000,000.00	\$0.00	\$0.00	\$0.00	\$0.00	\$0.00	\$0.00	\$0.00	\$0.00	\$0.00	\$0.00	\$13,000,000.00			\$0.00										Removing - over budget	
0102-07-046	0102-07-046	5/1/2024	SH 285	Brooks	WIDEN TO 4 LANE W/ SHOULDERS	FM 2191	BROOKS/KLEBERG CL	Widen Non-Freeway	\$4,520,000.00	\$4,520,000.00	\$0.00	\$0.00	\$0.00	\$0.00	\$0.00	\$0.00	\$0.00	\$0.00	\$0.00	\$0.00	\$4,520,000.00	\$4,520,000.00	N			\$4,520,000.00		\$0.00						\$4.52M in CAT 1	
0327-02-055	0327-02-055	5/1/2024	US 77	Kenedy	CONSTRUCT MAIN LANES & OVERPASSES (FUTURE I-69 CORRIDOR)	KENEDY/KLEBERG C.L.	0.71 MI. N. OF LA PARRA AVE.	Freeway Operational Improvements	\$18,736,538.00	\$62,106,100.00	\$0.00	\$0.00	\$0.00	\$0.00	\$0.00	\$0.00	\$0.00	\$0.00	\$0.00	\$0.00	\$62,106,100.00	\$24,424,572.00	N			\$18,736,538.00		\$0.00							
1227-04-023	1227-04-023	5/1/2024	FM 1017	Hidalgo	SUPER 2 & RECONSTRUCT ROADWAY	HIDALGO/STARR C.L.	US 281	Super-2 Highway	\$13,692,917.00	\$13,692,917.00	\$0.00	\$0.00	\$0.00	\$0.00	\$0.00	\$0.00	\$0.00	\$0.00	\$0.00	\$0.00	\$13,692,917.00			\$0.00					\$0.00					Removing - over budget	
2966-01-014	2966-01-014	5/1/2024	SH 364	Hidalgo	WIDEN TO 5 LANE CURB & GUTTER	FM 2221	FM 676	Widen Non-Freeway	\$5,500,000.00	\$5,500,000.00	\$0.00	\$0.00	\$0.00	\$0.00	\$0.00	\$0.00	\$0.00	\$0.00	\$0.00	\$0.00	\$5,500,000.00			\$5,500,000.00					\$0.00					\$5.5M in CAT 1	
0038-06-050	0038-06-050	8/1/2024	US 83	Starr	WIDEN AND RECONSTRUCT ROADWAY (4 TO 6 LANES)(DIVIDED)	LOMA BLANCA RD.	W GONZALEZ AVE.	Widen Non-Freeway	\$23,520,000.00	\$23,520,000.00	\$0.00	\$0.00	\$0.00	\$0.00	\$0.00	\$0.00	\$0.00	\$0.00	\$0.00	\$0.00	\$23,520,000.00	\$23,520,000.00	N					\$0.00						Removing as per district discussion. Need to refine scope and limits.	
0038-07-077	0038-07-077	8/1/2024	US 83	Starr	WIDEN AND RECONSTRUCT ROADWAY (4 TO 6 LANES)(DIVIDED)	W GONZALEZ AVE.	FAIRGROUNDS RD.	Widen Non-Freeway	\$91,000,000.00	\$91,000,000.00	\$0.00	\$0.00	\$0.00	\$0.00	\$0.00	\$0.00	\$0.00	\$0.00	\$0.00	\$0.00	\$0.00	\$91,000,000.00	\$91,000,000.00	N					\$0.00						Removing as per district discussion. Need to refine scope and limits.
0039-01-097	0039-01-097	8/1/2024	US 83	Starr	WIDEN AND RECONSTRUCT ROADWAY (4 TO 6 LANES)(DIVIDED)	FAIRGROUNDS RD.	FM 755	Widen Non-Freeway	\$7,280,000.00	\$7,280,000.00	\$0.00	\$0.00	\$0.00	\$0.00	\$0.00	\$0.00	\$0.00	\$0.00	\$0.00	\$0.00	\$0.00	\$7,280,000.00	\$7,280,000.00	N					\$0.00						Removing as per district discussion. Need to refine scope and limits.
3632-01-003	3632-01-003	8/1/2024	SL 195	Starr	CONSTRUCT RIO GRANDE CITY/ROMA RELIEF ROUTE	NEW LOCATION, US 83 (@ LOMA BLANCA)	FM 649	New Location Non-Freeway	\$102,544,182.00	\$80,000,000.00	\$0.00	\$0.00	\$0.00	\$0.00	\$0.00	\$0.00	\$0.00	\$0.00	\$0.00	\$0.00	\$80,000,000.00	\$102,544,182.00	D			\$102,544,182.00		\$0.00							
0038-03-040	0038-03-040	1/1/2025	US 83	Zapata	WIDEN FROM 2 LANE UNDIVIDED TO 4 LANE DIVIDED	0.975 MI S OF FM 3169	3.75 MI S OF FM 3169	Widen Non-Freeway	\$12,150,000.00	\$12,150,000.00	\$0.00	\$0.00	\$0.00	\$0.00	\$0.00	\$0.00	\$0.00	\$0.00	\$0.00	\$0.00	\$0.00	\$12,150,000.00				\$12,150,000.00		\$0.00							
0038-04-064	0038-04-064	1/1/2025	OLD US 83	Zapata	WIDEN FROM 2 LANE UNDIVIDED TO 4 LANE	3.685 MI S OF FM 3169	9.723 MI S OF FM 3169	Widen Non-Freeway	\$19,291,731.00	\$12,000,000.00	\$0.00	\$0.00	\$0.00	\$0.00	\$0.00	\$0.00	\$0.00	\$0.00	\$0.00	\$0.00	\$12,000,000.00	\$19,291,732.00	N			\$19,291,732.00		\$0.00							
0255-04-096	0255-04-096	1/1/2025	US 281	Brooks	RURAL EXPRESSWAY FACILITY (FUTURE I-69 CORRIDOR)	0.906 MI S OF FM 3066	3.158 MI N OF FM 755	Convert Non-Freeway To Freeway	\$191,200,000.00	\$180,000,000.00	\$0.00	\$0.00	\$0.00	\$0.00	\$0.00	\$0.00	\$0.00	\$0.00	\$0.00	\$0.00	\$0.00	\$180,000,000.00	\$191,200,000.00	N			\$191,200,000.00		\$0.00						

Adding  
Removing

2021 UTP for TAC

CSJ	CCSJ	EST LET DATE	Hwy	County	Description	Limits From	Limits To	Project Class	Total Est. Construction Cost	TOTAL AUTHORIZED AMT	CAT 2	Cat 4R	Cat 4U	Cat 12 Clear Lanes	Cat 12	CAT 12 (CAT 7 RECON)	Cat 12 TTC	CAT 12 Strategic Partnership	CBI	RIDER 11B	Other Programmed	ADDITIONAL Amount REQUESTED for 2020 UTP	AWARDED (Y/N)	Category 2 Request	Category 4U Request	Category 4 Regional Request	Category 12 TTC Request	Cat. 12 Strategic Partnership	CBI Request	RIDER 11B Request	District Comments	
0482-02-034	0482-02-034	1/1/2025	SH 285	Brooks	SUPER 2	JIM HOGG/BROOK SCL	FM 1329	Widen Non-Freeway	\$38,395,000.00	\$38,395,000.00	\$0.00	\$0.00	\$0.00	\$0.00	\$0.00	\$0.00	\$0.00	\$0.00	\$0.00	\$0.00	\$38,395,000.00	\$38,395,000.00	N			\$38,395,000.00		\$0.00			\$38,395,000 in CAT 1	
0482-03-034	0482-03-034	1/1/2025	SH 285	Brooks	SUPER 2		FM 1329	Widen Non-Freeway	\$20,075,000.00	\$20,075,000.00	\$0.00	\$0.00	\$0.00	\$0.00	\$0.00	\$0.00	\$0.00	\$0.00	\$0.00	\$0.00	\$20,075,000.00	\$20,075,000.00	N			\$20,075,000.00		\$0.00			\$20,075,000 in CAT 1	
0669-01-062	0669-01-062	1/1/2025	FM 681	Hidalgo	RECONSTRUCT & WIDEN ROADWAY FROM 2-LANES TO 4-LANES, WITH TWLTL, C&G	FM 1925	FM 2221	Widen Non-Freeway	\$20,100,000.00	\$20,100,000.00	\$0.00	\$0.00	\$0.00	\$0.00	\$0.00	\$0.00	\$0.00	\$0.00	\$0.00	\$0.00	\$20,100,000.00			\$0.00				\$0.00			Removing - over budget	
1228-03-041	1228-03-041	1/1/2025	FM 1015	Hidalgo	PROPOSED 4 LANE DIVIDED URBAN	MILE 12 RD.	SH 107	Widen Non-Freeway	\$27,306,772.00	\$8,600,000.00	\$8,600,000.00	\$0.00	\$0.00	\$0.00	\$0.00	\$0.00	\$0.00	\$0.00	\$0.00	\$0.00	\$0.00			\$0.00				\$0.00			Removing - over budget	
1427-01-032	1427-01-032	1/1/2025	FM 1423	Hidalgo	PROPOSED 4 LANE DIVIDED URBAN	SH 107	MINNESOTA RD.	Widen Non-Freeway	\$24,000,000.00	\$24,000,000.00	\$0.00	\$0.00	\$0.00	\$0.00	\$0.00	\$0.00	\$0.00	\$0.00	\$0.00	\$0.00	\$24,000,000.00			\$0.00				\$0.00			Removing - over budget	
0921-24-012	0921-24-012	1/1/2026	CS	Jim Hogg	CONSTRUCT 2 LANE RURAL ROADWAY	SH 359_REALIGNMENT, FROM SH 359	SH 285	New Location Non-Freeway	\$2,400,000.00	\$400,590.00	\$0.00	\$0.00	\$0.00	\$0.00	\$0.00	\$0.00	\$0.00	\$0.00	\$0.00	\$0.00	\$400,590.00					\$2,400,000.00		\$0.00				
0327-02-056	0327-02-056	6/1/2026	US 77	Kenedy	CONSTRUCT MAIN LANES & OVERPASSES (FUTURE I-69 CORRIDOR)	0.87 MI. S. OF LA PARRA AVE.	8 MI. S. OF LA PARRA AVE.	Freeway Operational Improvements	\$54,305,807.00	\$49,910,000.00	\$0.00	\$20,500,000.00	\$0.00	\$0.00	\$0.00	\$0.00	\$0.00	\$0.00	\$0.00	\$0.00	\$0.00	\$29,410,000.00	\$3,968,907.00	N			\$33,805,807.00		\$0.00			Underfunded by \$33,805,807 (other programming is DA)
0327-03-048	0327-03-048	6/1/2026	US 77	Kenedy	CONSTRUCT MAIN LANES & OVERPASSES (FUTURE I-69 CORRIDOR)	8 MI. S. OF LA PARRA AVE.	9.6 MI. N. OF NORIAS RD.	Freeway Operational Improvements	\$52,321,660.00	\$22,225,001.00	\$0.00	\$22,225,000.00	\$0.00	\$0.00	\$0.00	\$0.00	\$0.00	\$0.00	\$0.00	\$0.00	\$0.00	\$1.00	\$49,868,733.00	N			\$30,096,660.00		\$0.00			Underfunded by \$30,096,660
0038-05-042	0038-05-042	1/1/2027	US 83	Zapata	WIDEN TO 4 LANE DIVIDED	0.05 MI N OF LOPENO AVE.	0.77 MI S OF LOPENO AVE.	Widen Freeway	\$2,746,385.00	\$1,840,000.00	\$0.00	\$0.00	\$0.00	\$0.00	\$0.00	\$0.00	\$0.00	\$0.00	\$0.00	\$0.00	\$1,840,000.00	\$2,746,384.00	N			\$2,746,385.00		\$0.00				
0038-05-043	0038-05-043	1/1/2027	US 83	Zapata	WIDEN TO 4 LANE DIVIDED	0.77 MI S OF LOPENO AVE.	1.955 MI N OF ZAPATA/STAR R COUNTY	Widen Freeway	\$14,608,135.00	\$17,517,374.00	\$0.00	\$0.00	\$0.00	\$0.00	\$0.00	\$0.00	\$0.00	\$0.00	\$0.00	\$0.00	\$17,517,374.00	\$14,608,136.00	N			\$14,608,136.00		\$0.00				
0038-05-044	0038-05-044	1/1/2027	US 83	Zapata	WIDEN TO 4 LANE DIVIDED	1.955 MI N OF ZAPATA/STAR R COUNTY	0.255 MI N OF ZAPATA/STAR R COUNTY	Widen Freeway	\$4,030,452.00	\$4,340,000.00	\$0.00	\$0.00	\$0.00	\$0.00	\$0.00	\$0.00	\$0.00	\$0.00	\$0.00	\$0.00	\$4,340,000.00	\$4,030,452.00	N			\$4,030,452.00		\$0.00				
0921-02-202	0921-02-202	1/1/2030	CS	Hidalgo	NON-TOLLED CONTROLLED ACCESS HIGHWAY FACILITY	4 M SOUTH OF US 83	FM 493	New Location Freeway	\$180,000,000.00	\$7,280,000.00	\$0.00	\$0.00	\$0.00	\$0.00	\$0.00	\$0.00	\$0.00	\$0.00	\$0.00	\$0.00	\$7,280,000.00					\$180,000,000.00	\$0.00				IBTC Phase II. TxDOTCONNECT would not save changes	
0921-02-353	0921-02-353	1/1/2035	CS	Hidalgo	WIDEN TO 4 LANE DIVIDED FACILITY	ON FM 1925 FROM IH-69C/US 281	IH-69E/US 77	Widen Non-Freeway	\$495,378,749.00	\$220,000,000.00																					Removed - need to define scope and estimate	
									\$3,047,522,673.00	\$1,843,327,594.00	\$45,749,994.00	\$80,925,000.00	\$90,900,000.00	\$0.00	\$0.00	\$0.00	\$203,100,000.00	\$18,491,288.00	\$16,300,000.00	\$0.00	\$1,239,861,312.00	\$1,089,903,959.00	\$0.00	\$112,150,655.00	\$37,586,482.00	\$938,103,195.00	\$416,950,453.00	\$12,068,412.00	\$60,891,709.00	\$17,000,000.00		



Adding  
Removing

**FY 2019 TRANSIT PROJECT LISTING**

**BROWNSVILLE AREA - RGVMPO TRANSPORTATION IMPROVEMENT PROGRAM**

PHARR DISTRICT

YOE = Year of Expenditure

<u>General Project Information</u>		<u>Funding Information (YOE)</u>	
<b>Project Sponsor:</b>	City of Brownsville	<b>Federal Funding Category:</b>	TIGER
<b>MPO Project #</b>	BMPO-TGR2	<b>Federal (FTA) Funds:</b>	\$ 3,140,141
		<b>State Funds from TxDOT:</b>	\$ -
<b>Apportionment Year:</b>	2017	<b>Other Funds:</b>	\$ 1,358,997
<b>Project Phase:</b>	Project 1: Improve Operations and Passenger Facility	<b>Fiscal Year Cost:</b>	\$ 4,499,138
<b>Brief Project Description:</b>	<p>Phase 1: Rehabilitation of transit maintenance facility. Local match to subsequent components of TIGER project. Completed 2017-1,800,000</p> <p>*Part of Total Project. Phase 2: Site and Safety Improvements. TIGER: 3,140,141; Local: 1,358,997. Phase 3: New Passenger Facility-East Side Transfer Station. Funded via Category 9 Funds (Federal and Local). Improvements</p> <p>CSJ:# 0921-06-304, shown in this TIP document under Highway Improvements. *Part of Total Project. (Category 9: 407,486; Local: 405,376)</p>	<b>Total Project Cost (YOE):</b>	\$ 4,499,138
<b>Sec 5309 ID Number:</b>		<b>Trans. Dev. Credits Requested:</b>	
<b>Amendment Date &amp; Action:</b>		<b>Trans. Deve Credits Awarded (Date &amp; Amount):</b>	

<u>General Project Information</u>		<u>Funding Information (YOE)</u>	
<b>Project Sponsor:</b>	City of Brownsville	<b>Federal Funding Category:</b>	TIGER
<b>MPO Project #</b>	BMPO-TGR3	<b>Federal (FTA) Funds:</b>	\$ 2,020,000
		<b>State Funds from TxDOT:</b>	\$ 1,825,000
<b>Apportionment Year:</b>	2017	<b>Other Funds:</b>	\$ 1,555,000
<b>Project Phase:</b>	Project 3: Purchase Replacement Revenue Vehicles	<b>Fiscal Year Cost:</b>	\$ 5,400,000
<b>Brief Project Description:</b>	Purchase of Hybrid Buses- Purchase of eight transit buses, four hybrid diesel and four 40 ft. ULSD buses. [Funding Breakdown TIGER: \$2,020,000; State: 1,825,000; Local: \$1,555,000]	<b>Total Project Cost (YOE):</b>	\$ 5,400,000
<b>Sec 5309 ID Number:</b>		<b>Trans. Dev. Credits Requested:</b>	\$ -
<b>Amendment Date &amp; Action:</b>		<b>Trans. Deve Credits Awarded (Date &amp; Amount):</b>	

<u>General Project Information</u>		<u>Funding Information (YOE)</u>	
<b>Project Sponsor:</b>	City of Brownsville	<b>Federal Funding Category:</b>	TIGER
<b>MPO Project #</b>	BMPO-TGR4	<b>Federal (FTA) Funds:</b>	\$ 889,859
		<b>State Funds from TxDOT:</b>	\$ -
<b>Apportionment Year:</b>	2017	<b>Other Funds:</b>	\$ 725,141
<b>Project Phase:</b>	Project 2: Improve Bus Stop Safety and Comfort	<b>Fiscal Year Cost:</b>	\$ 1,615,000
<b>Brief Project Description:</b>	Bus Stop Improvements - Improvements of approximately 54 bus stops. [Funding Breakdown TIGER: \$539,859; CDBG: \$350,000 = Total Federal: \$889,859// COB: \$326,131; Other: \$399,010 = Total/ Local: 725,141] *11 Bus stops completed in 2017 with Local Match.	<b>Total Project Cost (YOE):</b>	\$ 1,615,000
<b>Sec 5309 ID Number:</b>		<b>Trans. Dev. Credits Requested:</b>	\$ -
<b>Amendment Date &amp; Action:</b>		<b>Trans. Deve Credits Awarded (Date &amp; Amount):</b>	

<u>General Project Information</u>		<u>Funding Information (YOE)</u>	
<b>Project Sponsor:</b>	City of Brownsville	<b>Federal Funding Category:</b>	5307
<b>MPO Project #</b>	PHRBMPO100	<b>Federal (FTA) Funds:</b>	\$ 1,514,068
		<b>State Funds from TxDOT:</b>	\$ 507,231
<b>Apportionment Year:</b>	2019	<b>Other Funds:</b>	\$ 1,514,068
<b>Project Phase:</b>		<b>Fiscal Year Cost:</b>	\$ 3,535,367
<b>Brief Project Description:</b>	Operating Assistance	<b>Total Project Cost (YOE):</b>	\$ 3,535,367
<b>Sec 5309 ID Number:</b>		<b>Trans. Dev. Credits Requested:</b>	
<b>Amendment Date &amp; Action:</b>		<b>Trans. Deve Credits Awarded (Date &amp; Amount):</b>	

<u>General Project Information</u>		<u>Funding Information (YOE)</u>	
<b>Project Sponsor:</b>	City of Brownsville	<b>Federal Funding Category:</b>	5307
<b>MPO Project #</b>	PHRBMPO101	<b>Federal (FTA) Funds:</b>	\$ 856,996
		<b>State Funds from TxDOT:</b>	\$ -
<b>Apportionment Year:</b>	2019	<b>Other Funds:</b>	\$ 214,249
<b>Project Phase:</b>		<b>Fiscal Year Cost:</b>	\$ 1,071,245
<b>Brief Project Description:</b>	Other Capital Program Items (PM)	<b>Total Project Cost (YOE):</b>	\$ 1,071,245
<b>Sec 5309 ID Number:</b>		<b>Trans. Dev. Credits Requested:</b>	
<b>Amendment Date &amp; Action:</b>		<b>Trans. Deve Credits Awarded (Date &amp; Amount):</b>	

<u>General Project Information</u>		<u>Funding Information (YOE)</u>	
<b>Project Sponsor:</b>	City of Brownsville	<b>Federal Funding Category:</b>	5307
<b>MPO Project #</b>	PHRBMPO102	<b>Federal (FTA) Funds:</b>	\$ 21,425
		<b>State Funds from TxDOT:</b>	\$ -
<b>Apportionment Year:</b>	2019	<b>Other Funds:</b>	\$ 5,357
<b>Project Phase:</b>		<b>Fiscal Year Cost:</b>	\$ 26,782
<b>Brief Project Description:</b>	Planning Assistance-Short Range/Travel	<b>Total Project Cost (YOE):</b>	\$ 26,782
<b>Sec 5309 ID Number:</b>		<b>Trans. Dev. Credits Requested:</b>	
<b>Amendment Date &amp; Action:</b>		<b>Trans. Deve Credits Awarded (Date &amp; Amount):</b>	

<u>General Project Information</u>		<u>Funding Information (YOE)</u>	
<b>Project Sponsor:</b>	City of Brownsville	<b>Federal Funding Category:</b>	5310
<b>MPO Project #</b>	PHRBMPO103	<b>Federal (FTA) Funds:</b>	\$ 165,814
		<b>State Funds from TxDOT:</b>	\$ -
<b>Apportionment Year:</b>	2019	<b>Other Funds:</b>	\$ 41,454
<b>Project Phase:</b>		<b>Fiscal Year Cost:</b>	\$ 207,268
<b>Brief Project Description:</b>	Other Capital Program Items (PM)	<b>Total Project Cost (YOE):</b>	\$ 207,268
<b>Sec 5309 ID Number:</b>		<b>Trans. Dev. Credits Requested:</b>	
<b>Amendment Date &amp; Action:</b>		<b>Trans. Deve Credits Awarded (Date &amp; Amount):</b>	

<u>General Project Information</u>		<u>Funding Information (YOE)</u>	
<b>Project Sponsor:</b>	City of Brownsville	<b>Federal Funding Category:</b>	5339
<b>MPO Project #</b>	PHRBMPO104	<b>Federal (FTA) Funds:</b>	\$ 234,811
		<b>State Funds from TxDOT:</b>	\$ -
<b>Apportionment Year:</b>	2019	<b>Other Funds:</b>	\$ 58,703
<b>Project Phase:</b>		<b>Fiscal Year Cost:</b>	\$ 293,514
<b>Brief Project Description:</b>	Capital for Bus Equipment (Mobile Fare Collection Equipment), Bus Facilities, Stations/Terminals and Accessory/Misc. Equipment	<b>Total Project Cost (YOE):</b>	\$ 293,514
<b>Sec 5309 ID Number:</b>		<b>Trans. Dev. Credits Requested:</b>	
<b>Amendment Date &amp; Action:</b>	ADMIN. 12/27/2019 - Project Description & Funding	<b>Trans. Deve Credits Awarded (Date &amp; Amount):</b>	

<u>General Project Information</u>		<u>Funding Information (YOE)</u>	
<b>Project Sponsor:</b>	City of Brownsville	<b>Federal Funding Category:</b>	5311 (f)
<b>MPO Project #</b>	PHRBMPO105	<b>Federal (FTA) Funds:</b>	\$ 155,000
		<b>State Funds from TxDOT:</b>	\$ -
<b>Apportionment Year:</b>	2019	<b>Other Funds:</b>	\$ 155,000
<b>Project Phase:</b>		<b>Fiscal Year Cost:</b>	\$ 310,000
<b>Brief Project Description:</b>	Regional Service Partnership	<b>Total Project Cost (YOE):</b>	\$ 310,000
<b>Sec 5309 ID Number:</b>		<b>Trans. Dev. Credits Requested:</b>	
<b>Amendment Date &amp; Action:</b>		<b>Trans. Deve Credits Awarded (Date &amp; Amount):</b>	

Admin.

Federal Share (5307)	\$	2,392,489
Local Share (5307)	\$	1,733,674
State Share	\$	2,332,231
<b>Total Cost</b>	<b>\$</b>	<b>6,458,394</b>

Federal JARC		
Local JARC		
Federal New Freedom		
Local New Freedom		
Federal Share 5310	\$	165,814
Local Share 5310	\$	41,454
Federal Share 5339	\$	234,811
Local Share 5339	\$	58,703
Federal Share 5311	\$	155,000
Local Share 5311	\$	155,000
Federal Share TIGER	\$	6,050,000
Local Share TIGER	\$	3,639,138
<b>Total</b>	<b>\$</b>	<b>16,958,314</b>

Developmental Credits \$ -

**FY 2020 TRANSIT PROJECT LISTING**

**BROWNSVILLE AREA - RGVMP0 TRANSPORTATION IMPROVEMENT PROGRAM**

PHARR DISTRICT

YOE = Year of Expenditure

<u>General Project Information</u>		<u>Funding Information (YOE)</u>	
<b>Project Sponsor:</b>	City of Brownsville	<b>Federal Funding Category:</b>	5307
<b>MPO Project #</b>	PHRBMPO106	<b>Federal (FTA) Funds</b>	\$ 1,514,068
		<b>State Funds from TxDOT:</b>	\$ 507,231
<b>Apportionment Year:</b>	2020	<b>Other Funds:</b>	\$ 1,514,068
<b>Project Phase:</b>		<b>Fiscal Year Cost:</b>	\$ 3,535,367
<b>Brief Project Description:</b>	Operating Assistance	<b>Total Project Cost (YOE):</b>	\$ 3,535,367
<b>Sec 5309 ID Number:</b>		<b>Trans. Dev. Credits Requested:</b>	
<b>Amendment Date &amp; Action:</b>		<b>Trans. Deve Credits Awarded (Date &amp; Amount):</b>	

<u>General Project Information</u>		<u>Funding Information (YOE)</u>	
<b>Project Sponsor:</b>	City of Brownsville	<b>Federal Funding Category:</b>	5307
<b>MPO Project #</b>	PHRBMPO107	<b>Federal (FTA) Funds</b>	\$ 856,996
		<b>State Funds from TxDOT:</b>	\$ -
<b>Apportionment Year:</b>	2020	<b>Other Funds:</b>	\$ 214,249
<b>Project Phase:</b>		<b>Fiscal Year Cost:</b>	\$ 1,071,245
<b>Brief Project Description:</b>	Other Capital Program Items (PM)	<b>Total Project Cost (YOE):</b>	\$ 1,071,245
<b>Sec 5309 ID Number:</b>		<b>Trans. Dev. Credits Requested:</b>	\$ -
<b>Amendment Date &amp; Action:</b>		<b>Trans. Deve Credits Awarded (Date &amp; Amount):</b>	

<u>General Project Information</u>		<u>Funding Information (YOE)</u>	
<b>Project Sponsor:</b>	City of Brownsville	<b>Federal Funding Category:</b>	5307
<b>MPO Project #</b>	PHRBMPO108	<b>Federal (FTA) Funds</b>	\$ 21,425
		<b>State Funds from TxDOT:</b>	\$ -
<b>Apportionment Year:</b>	2020	<b>Other Funds:</b>	\$ 5,357
<b>Project Phase:</b>		<b>Fiscal Year Cost:</b>	\$ 26,782
<b>Brief Project Description:</b>	Planning Assistance-Short Range/Travel	<b>Total Project Cost (YOE):</b>	\$ 26,782
<b>Sec 5309 ID Number:</b>		<b>Trans. Dev. Credits Requested:</b>	\$ -
<b>Amendment Date &amp; Action:</b>		<b>Trans. Deve Credits Awarded (Date &amp; Amount):</b>	

<u>General Project Information</u>		<u>Funding Information (YOE)</u>	
<b>Project Sponsor:</b>	City of Brownsville	<b>Federal Funding Category:</b>	5310
<b>MPO Project #</b>	PHRBMPO109	<b>Federal (FTA) Funds</b>	\$ 165,814
		<b>State Funds from TxDOT:</b>	\$ -
<b>Apportionment Year:</b>	2020	<b>Other Funds:</b>	\$ 41,454
<b>Project Phase:</b>		<b>Fiscal Year Cost:</b>	\$ 207,268
<b>Brief Project Description:</b>	Planning Assistance-Short Range/Travel	<b>Total Project Cost (YOE):</b>	\$ 207,268
<b>Sec 5309 ID Number:</b>		<b>Trans. Dev. Credits Requested:</b>	
<b>Amendment Date &amp; Action:</b>		<b>Trans. Deve Credits Awarded (Date &amp; Amount):</b>	

<u>General Project Information</u>		<u>Funding Information (YOE)</u>	
<b>Project Sponsor:</b>	City of Brownsville	<b>Federal Funding Category:</b>	5339
<b>MPO Project #</b>	PHRBMPO110	<b>Federal (FTA) Funds</b>	\$ 234,811
		<b>State Funds from TxDOT:</b>	\$ -
<b>Apportionment Year:</b>	2020	<b>Other Funds:</b>	\$ 58,703
<b>Project Phase:</b>		<b>Fiscal Year Cost:</b>	\$ 293,514
<b>Brief Project Description:</b>	Capital for Bus Equipment (Mobile Fare Collection Equipment), Bus Facilities, Stations/Terminals and Accessory/Misc. Equipment	<b>Total Project Cost (YOE):</b>	\$ 293,514
<b>Sec 5309 ID Number:</b>		<b>Trans. Dev. Credits Requested:</b>	
<b>Amendment Date &amp; Action:</b>	ADMIN. 12/27/2019 - Project Description & Funding	<b>Trans. Deve Credits Awarded (Date &amp; Amount):</b>	

Admin.

<u>General Project Information</u>		<u>Funding Information (YOE)</u>	
<b>Project Sponsor:</b>	City of Brownsville	<b>Federal Funding Category:</b>	5311 (f)
<b>MPO Project #</b>	PHRBMPO111	<b>Federal (FTA) Funds</b>	\$ 155,000
		<b>State Funds from TxDOT:</b>	\$ -
<b>Apportionment Year:</b>	2020	<b>Other Funds:</b>	\$ 155,000
<b>Project Phase:</b>		<b>Fiscal Year Cost:</b>	\$ 310,000
<b>Brief Project Description:</b>	Regional Service Partnership	<b>Total Project Cost (YOE):</b>	\$ 310,000
<b>Sec 5309 ID Number:</b>		<b>Trans. Dev. Credits Requested:</b>	
<b>Amendment Date &amp; Action:</b>		<b>Trans. Deve Credits Awarded (Date &amp; Amount):</b>	

Federal Share (5307)	\$	2,392,489
Local Share (5307)	\$	1,733,674
State Share	\$	507,231
Total Cost	\$	<u>4,633,394</u>

Federal JARC		
Local JARC		
Federal New Freedom		
Local New Freedom		
Federal Share 5310	\$	165,814
Local Share 5310	\$	41,454
Federal Share 5339	\$	234,811
Local Share 5339	\$	58,703
Federal Share 5311	\$	155,000
Local Share 5311	\$	155,000
Federal Share TIGER		
Local Share TIGER		
<b>Total</b>	<b>\$</b>	<b><u>5,444,176</u></b>

Developmental Credits

**FY 2021 TRANSIT PROJECT LISTING**

**BROWNSVILLE AREA - RGVMP TRANSPORTATION IMPROVEMENT PROGRAM**

PHARR DISTRICT

YOE = Year of Expenditure

<u>General Project Information</u>		<u>Funding Information (YOE)</u>	
<b>Project Sponsor:</b>	City of Brownsville	<b>Federal Funding Category:</b>	5307
<b>MPO Project #</b>	PHRBMPO112	<b>Federal (FTA) Funds:</b>	\$ 1,514,068
		<b>State Funds from TxDOT:</b>	\$ 507,231
<b>Apportionment Year:</b>	2021	<b>Other Funds:</b>	\$ 1,514,068
<b>Project Phase:</b>		<b>Fiscal Year Cost:</b>	\$ 3,535,367
<b>Brief Project Description:</b>	Operating Assistance	<b>Total Project Cost (YOE):</b>	\$ 3,535,367
<b>Sec 5309 ID Number:</b>		<b>Trans. Dev. Credits Requested:</b>	
<b>Amendment Date &amp; Action:</b>		<b>Trans. Deve Credits Awarded (Date &amp; Amount):</b>	

<u>General Project Information</u>		<u>Funding Information (YOE)</u>	
<b>Project Sponsor:</b>	City of Brownsville	<b>Federal Funding Category:</b>	5307
<b>MPO Project #</b>	PHRBMPO113	<b>Federal (FTA) Funds:</b>	\$ 856,996
		<b>State Funds from TxDOT:</b>	\$ -
<b>Apportionment Year:</b>	2021	<b>Other Funds:</b>	\$ 214,249
<b>Project Phase:</b>		<b>Fiscal Year Cost:</b>	\$ 1,071,245
<b>Brief Project Description:</b>	Other Capital Program Items (PM)	<b>Total Project Cost (YOE):</b>	\$ 1,071,245
<b>Sec 5309 ID Number:</b>		<b>Trans. Dev. Credits Requested:</b>	
<b>Amendment Date &amp; Action:</b>		<b>Trans. Deve Credits Awarded (Date &amp; Amount):</b>	

<u>General Project Information</u>		<u>Funding Information (YOE)</u>	
<b>Project Sponsor:</b>	City of Brownsville	<b>Federal Funding Category:</b>	5307
<b>MPO Project #</b>	PHRBMPO114	<b>Federal (FTA) Funds:</b>	\$ 21,245
		<b>State Funds from TxDOT:</b>	\$ -
<b>Apportionment Year:</b>	2021	<b>Other Funds:</b>	\$ 5,357
<b>Project Phase:</b>		<b>Fiscal Year Cost:</b>	\$ 26,782
<b>Brief Project Description:</b>	Planning Assistance-Short Range/Travel	<b>Total Project Cost (YOE):</b>	\$ 26,782
<b>Sec 5309 ID Number:</b>		<b>Trans. Dev. Credits Requested:</b>	
<b>Amendment Date &amp; Action:</b>		<b>Trans. Deve Credits Awarded (Date &amp; Amount):</b>	

<u>General Project Information</u>		<u>Funding Information (YOE)</u>	
<b>Project Sponsor:</b>	City of Brownsville	<b>Federal Funding Category:</b>	5310
<b>MPO Project #</b>	PHRBMPO115	<b>Federal (FTA) Funds:</b>	\$ 165,814
		<b>State Funds from TxDOT:</b>	\$ -
<b>Apportionment Year:</b>	2021	<b>Other Funds:</b>	\$ 41,454
<b>Project Phase:</b>		<b>Fiscal Year Cost:</b>	\$ 207,268
<b>Brief Project Description:</b>	Other Capital Program Items (PM)	<b>Total Project Cost (YOE):</b>	\$ 207,268
<b>Sec 5309 ID Number:</b>		<b>Trans. Dev. Credits Requested:</b>	
<b>Amendment Date &amp; Action:</b>		<b>Trans. Deve Credits Awarded (Date &amp; Amount):</b>	

<u>General Project Information</u>		<u>Funding Information (YOE)</u>	
<b>Project Sponsor:</b>	City of Brownsville	<b>Federal Funding Category:</b>	5339
<b>MPO Project #</b>	PHRBMPO116	<b>Federal (FTA) Funds:</b>	\$ 234,811
		<b>State Funds from TxDOT:</b>	\$ -
<b>Apportionment Year:</b>	2021	<b>Other Funds:</b>	\$ 58,703
<b>Project Phase:</b>		<b>Fiscal Year Cost:</b>	\$ 293,514
<b>Brief Project Description:</b>	Capital for Bus Equipment (Mobile Fare Collection Equipment), Bus Facilities, Stations/Terminals and Accessory/Misc. Equipment	<b>Total Project Cost (YOE):</b>	\$ 293,514
<b>Sec 5309 ID Number:</b>		<b>Trans. Dev. Credits Requested:</b>	
<b>Amendment Date &amp; Action:</b>	ADMIN. 12/27/2019 - Project Description & Funding	<b>Trans. Deve Credits Awarded (Date &amp; Amount):</b>	

Admin.

<u>General Project Information</u>		<u>Funding Information (YOE)</u>	
<b>Project Sponsor:</b>	City of Brownsville	<b>Federal Funding Category:</b>	5311 (f)
<b>MPO Project #</b>	PHRBMPO117	<b>Federal (FTA) Funds:</b>	\$ 155,000
		<b>State Funds from TxDOT:</b>	\$ -
<b>Apportionment Year:</b>	2021	<b>Other Funds:</b>	\$ 155,000
<b>Project Phase:</b>		<b>Fiscal Year Cost:</b>	\$ 310,000
<b>Brief Project Description:</b>	Capital	<b>Total Project Cost (YOE):</b>	\$ 310,000
<b>Sec 5309 ID Number:</b>		<b>Trans. Dev. Credits Requested:</b>	
<b>Amendment Date &amp; Action:</b>		<b>Trans. Deve Credits Awarded (Date &amp; Amount):</b>	

Federal Share (5307)	\$	2,392,309
Local Share (5307)	\$	1,733,674
State Share	\$	507,231
<b>Total Cost</b>	<b>\$</b>	<b>4,633,214</b>

Federal JARC		
Local JARC		
Federal New Freedom		
Local New Freedom		
Federal Share 5310	\$	165,814
Local Share 5310	\$	41,454
Federal Share 5339	\$	234,811
Local Share 5339	\$	58,703
Federal Share 5311	\$	155,000
Local Share 5311	\$	155,000
Federal Share TIGER		
Local Share TIGER		
<b>Total</b>	<b>\$</b>	<b>5,443,996</b>

Developmental Credits

**FY 2022 TRANSIT PROJECT LISTING**

**BROWNSVILLE AREA - RGVMP0 TRANSPORTATION IMPROVEMENT PROGRAM**

PHARR DISTRICT

YOE = Year of Expenditure

<u>General Project Information</u>		<u>Funding Information (YOE)</u>	
<b>Project Sponsor:</b>	City of Brownsville	<b>Federal Funding Category:</b>	5307
<b>MPO Project #</b>	PHRBMPO118	<b>Federal (FTA) Funds:</b>	\$ 1,514,068
		<b>State Funds from TxDOT:</b>	\$ 507,231
<b>Apportionment Year:</b>	2022	<b>Other Funds:</b>	\$ 1,514,068
<b>Project Phase:</b>		<b>Fiscal Year Cost:</b>	\$ 3,535,367
<b>Brief Project Description:</b>	Operating Assistance	<b>Total Project Cost (YOE):</b>	\$ 3,535,367
<b>Sec 5309 ID Number:</b>		<b>Trans. Dev. Credits Requested:</b>	
<b>Amendment Date &amp; Action:</b>		<b>Trans. Deve Credits Awarded (Date &amp; Amount):</b>	

<u>General Project Information</u>		<u>Funding Information (YOE)</u>	
<b>Project Sponsor:</b>	City of Brownsville	<b>Federal Funding Category:</b>	5307
<b>MPO Project #</b>	PHRBMPO119	<b>Federal (FTA) Funds:</b>	\$ 856,996
		<b>State Funds from TxDOT:</b>	\$ -
<b>Apportionment Year:</b>	2022	<b>Other Funds:</b>	\$ 214,249
<b>Project Phase:</b>		<b>Fiscal Year Cost:</b>	\$ 1,071,245
<b>Brief Project Description:</b>	Other Capital Program Items (PM)	<b>Total Project Cost (YOE):</b>	\$ 1,071,245
<b>Sec 5309 ID Number:</b>		<b>Trans. Dev. Credits Requested:</b>	
<b>Amendment Date &amp; Action:</b>		<b>Trans. Deve Credits Awarded (Date &amp; Amount):</b>	

<u>General Project Information</u>		<u>Funding Information (YOE)</u>	
<b>Project Sponsor:</b>	City of Brownsville	<b>Federal Funding Category:</b>	5307
<b>MPO Project #</b>	PHRBMPO120	<b>Federal (FTA) Funds:</b>	\$ 21,245
		<b>State Funds from TxDOT:</b>	\$ -
<b>Apportionment Year:</b>	2022	<b>Other Funds:</b>	\$ 5,357
<b>Project Phase:</b>		<b>Fiscal Year Cost:</b>	\$ 26,782
<b>Brief Project Description:</b>	Planning Assistance-Short Range/Travel	<b>Total Project Cost (YOE):</b>	\$ 26,782
<b>Sec 5309 ID Number:</b>		<b>Trans. Dev. Credits Requested:</b>	
<b>Amendment Date &amp; Action:</b>		<b>Trans. Deve Credits Awarded (Date &amp; Amount):</b>	

<u>General Project Information</u>		<u>Funding Information (YOE)</u>	
<b>Project Sponsor:</b>	City of Brownsville	<b>Federal Funding Category:</b>	5310
<b>MPO Project #</b>	PHRBMPO121	<b>Federal (FTA) Funds:</b>	\$ 165,814
		<b>State Funds from TxDOT:</b>	\$ -
<b>Apportionment Year:</b>	2022	<b>Other Funds:</b>	\$ 41,454
<b>Project Phase:</b>		<b>Fiscal Year Cost:</b>	\$ 207,268
<b>Brief Project Description:</b>	Other Capital Program Items (PM)	<b>Total Project Cost (YOE):</b>	\$ 207,268
<b>Sec 5309 ID Number:</b>		<b>Trans. Dev. Credits Requested:</b>	
<b>Amendment Date &amp; Action:</b>		<b>Trans. Deve Credits Awarded (Date &amp; Amount):</b>	

<u>General Project Information</u>		<u>Funding Information (YOE)</u>	
<b>Project Sponsor:</b>	City of Brownsville	<b>Federal Funding Category:</b>	5339
<b>MPO Project #</b>	PHRBMPO122	<b>Federal (FTA) Funds:</b>	\$ 234,811
		<b>State Funds from TxDOT:</b>	\$ -
<b>Apportionment Year:</b>	2022	<b>Other Funds:</b>	\$ 58,703
<b>Project Phase:</b>		<b>Fiscal Year Cost:</b>	\$ 293,514
<b>Brief Project Description:</b>	Capital for Bus Equipment (Mobile Fare Collection Equipment), Bus Facilities, Stations/Terminals and Accessory/Misc. Equipment	<b>Total Project Cost (YOE):</b>	\$ 293,514
<b>Sec 5309 ID Number:</b>		<b>Trans. Dev. Credits Requested:</b>	
<b>Amendment Date &amp; Action:</b>	ADMIN. 12/27/2019 - Project Description & Funding	<b>Trans. Deve Credits Awarded (Date &amp; Amount):</b>	

Admin.

<u>General Project Information</u>		<u>Funding Information (YOE)</u>	
<b>Project Sponsor:</b>	City of Brownsville	<b>Federal Funding Category:</b>	5311 (f)
<b>MPO Project #</b>	PHRBMPO123	<b>Federal (FTA) Funds:</b>	\$ 155,000
		<b>State Funds from TxDOT:</b>	\$ -
<b>Apportionment Year:</b>	2022	<b>Other Funds:</b>	\$ 155,000
<b>Project Phase:</b>		<b>Fiscal Year Cost:</b>	\$ 310,000
<b>Brief Project Description:</b>	Regional Service Partnership	<b>Total Project Cost (YOE):</b>	\$ 310,000
<b>Sec 5309 ID Number:</b>		<b>Trans. Dev. Credits Requested:</b>	
<b>Amendment Date &amp; Action:</b>		<b>Trans. Deve Credits Awarded (Date &amp; Amount):</b>	

Federal Share (5307)	\$	2,392,309
Local Share (5307)	\$	1,733,674
State Share	\$	507,231
<b>Total Cost</b>	<b>\$</b>	<b>4,633,214</b>

Federal JARC		
Local JARC		
Federal New Freedom		
Local New Freedom		
Federal Share 5310	\$	165,814
Local Share 5310	\$	41,454
Federal Share 5339	\$	234,811
Local Share 5339	\$	58,703
Federal Share 5311	\$	155,000
Local Share 5311	\$	155,000
Federal Share TIGER		
Local Share TIGER		
<b>Total</b>	<b>\$</b>	<b>5,443,996</b>

Developmental Credits

**Transit Financial Summary**  
**Brownsville Area - RGVMPPO**  
**FY 2019 - 2022 Transportation Improvement Program**

All Figures in Year of Expenditure (YOE) Dollars

Current as of December 2019

Transit Program	FY 2019			FY 2020			FY 2021		
	Federal	State/Other	Total	Federal	State/Other	Total	Federal	State/Other	Total
1 Sec. 5307 - Urbanized Formula >200K	2,392,489	2,240,905	4,633,394	2,392,489	2,240,905	4,633,394	2,392,489	2,240,905	4,633,394
2 Sec. 5307 - Urbanized Formula <200K									
3 Sec. 5309 - Discretionary	0	0	0	0	0	0	0	0	0
4 Sec. 5310 - Elderly & Individuals w/Disabilities	165,814	41,454	207,268	165,814	41,454	207,268	165,814	41,454	207,268
5 Sec. 5311 - Nonurbanized Formula	0	0	0	0	0	0	0	0	0
6 Sec. 5316 - JARC >200K	0	0	0	0	0	0	0	0	0
7 Sec. 5316 - JARC <200K	0	0	0	0	0	0	0	0	0
8 Sec. 5316 - JARC Nonurbanized	0	0	0	0	0	0	0	0	0
9 Sec. 5317 - New Freedom >200K	0	0	0	0	0	0	0	0	0
10 Sec. 5317 - New Freedom <200K	0	0	0	0	0	0	0	0	0
11 Sec. 5317 - New Freedom Nonurbanized	0	0	0	0	0	0	0	0	0
12 Sec. 5339 - Bus & Bus Facilities	234,811.00	41,438.00	276,249.00	234,811.00	41,438.00	276,249.00	234,811.00	41,438.00	276,249.00
13 Other FTA - 5311 (f)	155,000.00	1,980,000	2,135,000	155,000	155,000	310,000	155,000	155,000	310,000
14 Regionally Significant or Other	6,050,000	3,639,138	9,689,138	0	0	0	0	0	0
<b>Total Funds</b>	<b>\$8,998,114</b>	<b>\$7,942,935</b>	<b>\$16,941,049</b>	<b>\$2,948,114</b>	<b>\$2,478,797</b>	<b>\$5,426,911</b>	<b>\$2,948,114</b>	<b>\$2,478,797</b>	<b>\$5,426,911</b>
Transportation Development Credits Requested			\$0			\$0			\$0
Transportation Development Credits Awarded			\$0			\$0			\$0

All Figures in Year of Expenditure (YOE) Dollars

Transit Program	FY 2022			Total		
	Federal	State/Other	Total	Federal	State/Other	Total
1 Sec. 5307 - Urbanized Formula >200K	2,392,489	2,240,905	4,633,394	9,569,956	8,963,620	18,533,576
2 Sec. 5307 - Urbanized Formula <200K						
3 Sec. 5309 - Discretionary	0	0	0	0	0	0
4 Sec. 5310 - Elderly & Individuals w/Disabilities	165,814	41,454	207,268	663,256	165,816	829,072
5 Sec. 5311 - Nonurbanized Formula	0	0	0	0	0	0
6 Sec. 5316 - JARC >200K	0	0	0	0	0	0
7 Sec. 5316 - JARC <200K	0	0	0	0	0	0
8 Sec. 5316 - JARC Nonurbanized	0	0	0	0	0	0
9 Sec. 5317 - New Freedom >200K	0	0	0	0	0	0
10 Sec. 5317 - New Freedom <200K	0	0	0	0	0	0
11 Sec. 5317 - New Freedom Nonurbanized	0	0	0	0	0	0
12 Sec. 5339 - Bus & Bus Facilities	234,811.00	41,438.00	276,249.00	\$ 939,244.00	165,752	1,104,996
13 Other FTA - 5311 (f)	155,000	155,000	310,000	620,000	2,445,000	3,065,000
14 Regionally Significant or Other	0	0	0	6,050,000	3,639,138	9,689,138
<b>Total Funds</b>	<b>\$2,948,114</b>	<b>\$2,478,797</b>	<b>\$5,426,911</b>	<b>\$17,842,456</b>	<b>\$15,379,326</b>	<b>\$33,221,782</b>
Transportation Development Credits Requested			\$0			\$0
Transportation Development Credits Awarded			\$0			\$0

**FY 2019 TRANSIT PROJECT LISTING**

**HARLINGEN-SAN BENITO AREA - RGVMP TRANSPORTATION IMPROVEMENT PROGRAM**

PHARR DISTRICT

YOE = Year of Expenditure

<u>General Project Information</u>		<u>Funding Information (YOE)</u>	
<b>Project Sponsor:</b>	LRGVDC	<b>Federal Funding Category:</b>	5307
<b>MPO Project #</b>	HSB-2019-001	<b>Federal (FTA) Funds:</b>	\$ 2,060,377
		<b>State Funds from TxDOT:</b>	\$ -
<b>Apportionment Year:</b>	2015 (\$447,259)   2018 (\$613,118)   2019 (\$1,000,000)	<b>Other Funds:</b>	\$ 2,060,377
<b>Project Phase:</b>		<b>Fiscal Year Cost:</b>	\$ 4,120,754
<b>Brief Project Description:</b>	Operations - Harlingen Urbanized Area	<b>Total Project Cost (YOE):</b>	\$ 4,120,754
<b>Sec 5309 ID Number:</b>		<b>Trans. Dev. Credits Requested:</b>	\$ -
<b>Amendment Date &amp; Action:</b>		<b>Trans. Deve Credits Awarded (Date &amp; Amount):</b>	

<u>General Project Information</u>		<u>Funding Information (YOE)</u>	
<b>Project Sponsor:</b>	LRGVDC	<b>Federal Funding Category:</b>	5307
<b>MPO Project #</b>	HSB-2019-002	<b>Federal (FTA) Funds:</b>	\$ 900,283
		<b>State Funds from TxDOT:</b>	\$ -
<b>Apportionment Year:</b>	2015 (\$200,000)   2018 (\$400,000 TDCs)   2019 (\$300,283)	<b>Other Funds:</b>	\$ -
<b>Project Phase:</b>		<b>Fiscal Year Cost:</b>	\$ 900,283
<b>Brief Project Description:</b>	Preventive Maintenance	<b>Total Project Cost (YOE):</b>	\$ 900,283
<b>Sec 5309 ID Number:</b>		<b>Trans. Dev. Credits Requested:</b>	\$ 180,057
<b>Amendment Date &amp; Action:</b>		<b>Trans. Deve Credits Awarded (Date &amp; Amount):</b>	

<u>General Project Information</u>		<u>Funding Information (YOE)</u>	
<b>Project Sponsor:</b>	LRGVDC	<b>Federal Funding Category:</b>	5307
<b>MPO Project #</b>	HSB-2019-003	<b>Federal (FTA) Funds:</b>	\$ 5,000,000
		<b>State Funds from TxDOT:</b>	\$ -
<b>Apportionment Year:</b>	2016 (\$1,901,665)   2017 (\$2,029,505)   2018 (\$1,068,830)	<b>Other Funds:</b>	\$ -
<b>Project Phase:</b>		<b>Fiscal Year Cost:</b>	\$ 5,000,000
<b>Brief Project Description:</b>	Harlingen Multimodal Terminal (A&E, Construction, Misc.)	<b>Total Project Cost (YOE):</b>	\$ 5,000,000
<b>Sec 5309 ID Number:</b>		<b>Trans. Dev. Credits Requested:</b>	\$ 1,000,000
<b>Amendment Date &amp; Action:</b>		<b>Trans. Deve Credits Awarded (Date &amp; Amount):</b>	

<u>General Project Information</u>		<u>Funding Information (YOE)</u>	
<b>Project Sponsor:</b>	LRGVDC	<b>Federal Funding Category:</b>	5307
<b>MPO Project #</b>	HSB-2019-004	<b>Federal (FTA) Funds:</b>	\$ 1,744,995
<b>Apportionment Year:</b>	2015 (\$1,163,330)   2019 (\$581,665)	<b>State Funds from TxDOT:</b>	\$ -
<b>Project Phase:</b>		<b>Other Funds:</b>	\$ -
<b>Brief Project Description:</b>	Rolling Stock (ADA)	<b>Fiscal Year Cost:</b>	\$ 1,744,995
<b>Sec 5309 ID Number:</b>		<b>Total Project Cost (YOE):</b>	\$ 1,744,995
<b>Amendment Date &amp; Action:</b>		<b>Trans. Dev. Credits Requested:</b>	\$ 348,999
		<b>Trans. Deve Credits Awarded (Date &amp; Amount):</b>	

<u>General Project Information</u>		<u>Funding Information (YOE)</u>	
<b>Project Sponsor:</b>	LRGVDC	<b>Federal Funding Category:</b>	5307
<b>MPO Project #</b>	HSB-2019-005	<b>Federal (FTA) Funds:</b>	\$ 225,787
<b>Apportionment Year:</b>	2019	<b>State Funds from TxDOT:</b>	\$ -
<b>Project Phase:</b>		<b>Other Funds:</b>	\$ -
<b>Brief Project Description:</b>	Fare Equipment	<b>Fiscal Year Cost:</b>	\$ 225,787
<b>Sec 5309 ID Number:</b>		<b>Total Project Cost (YOE):</b>	\$ 225,787
<b>Amendment Date &amp; Action:</b>		<b>Trans. Dev. Credits Requested:</b>	\$ 45,157
		<b>Trans. Deve Credits Awarded (Date &amp; Amount):</b>	

<u>General Project Information</u>		<u>Funding Information (YOE)</u>	
<b>Project Sponsor:</b>	LRGVDC	<b>Federal Funding Category:</b>	5339 (b)
<b>MPO Project #</b>	HSB-2019-006	<b>Federal (FTA) Funds:</b>	\$ 661,342
<b>Apportionment Year:</b>	2018	<b>State Funds from TxDOT:</b>	\$ 165,336
<b>Project Phase:</b>		<b>Other Funds:</b>	\$ -
<b>Brief Project Description:</b>	UTRGV Bus Facilities 5339 (b)	<b>Fiscal Year Cost:</b>	\$ 826,678
<b>Sec 5309 ID Number:</b>		<b>Total Project Cost (YOE):</b>	\$ 826,678
<b>Amendment Date &amp; Action:</b>		<b>Trans. Dev. Credits Requested:</b>	
		<b>Trans. Deve Credits Awarded (Date &amp; Amount):</b>	

Federal Share (5307)	\$	9,931,442
Local Share (5307)	\$	2,060,377
Federal Share 5310	\$	-
Local Share 5310	\$	-
State Share		
Total Cost	\$	<u>11,991,819</u>

Federal JARC

Local JARC

Federal New Freedom

Local New Freedom

Federal Share 5339	\$	661,342
Local/State Share 5339	\$	165,336
<b>Total</b>	\$	<u>12,818,497</u>

Development credits \$ 1,574,213

**FY 2020 TRANSIT PROJECT LISTING**

**HARLINGEN-SAN BENITO AREA - RGVMPO TRANSPORTATION IMPROVEMENT PROGRAM**

PHARR DISTRICT

YOE = Year of Expenditure

<u>General Project Information</u>		<u>Funding Information (YOE)</u>	
<b>Project Sponsor:</b>	LRGVDC	<b>Federal Funding Category:</b>	5307
<b>MPO Project #</b>	HSB-2020-001	<b>Federal (FTA) Funds:</b>	\$ 280,283
		<b>State Funds from TxDOT:</b>	\$ -
<b>Apportionment Year:</b>	2020	<b>Other Funds:</b>	\$ 56,057
<b>Project Phase:</b>		<b>Fiscal Year Cost:</b>	\$ 336,340
<b>Brief Project Description:</b>	Preventive Maintenance	<b>Total Project Cost (YOE):</b>	\$ 336,340
<b>Sec 5309 ID Number:</b>		<b>Trans. Dev. Credits Requested:</b>	
<b>Amendment Date &amp; Action:</b>		<b>Trans. Deve Credits Awarded (Date &amp; Amount):</b>	

<u>General Project Information</u>		<u>Funding Information (YOE)</u>	
<b>Project Sponsor:</b>	LRGVDC	<b>Federal Funding Category:</b>	5307
<b>MPO Project #</b>	HSB-2020-002	<b>Federal (FTA) Funds:</b>	\$ 220,000
		<b>State Funds from TxDOT:</b>	\$ -
<b>Apportionment Year:</b>	2020	<b>Other Funds:</b>	\$ -
<b>Project Phase:</b>		<b>Fiscal Year Cost:</b>	\$ 220,000
<b>Brief Project Description:</b>	Transit Planning COA	<b>Total Project Cost (YOE):</b>	\$ 220,000
<b>Sec 5309 ID Number:</b>		<b>Trans. Dev. Credits Requested:</b>	\$ 44,000
<b>Amendment Date &amp; Action:</b>		<b>Trans. Deve Credits Awarded (Date &amp; Amount):</b>	

<u>General Project Information</u>		<u>Funding Information (YOE)</u>	
<b>Project Sponsor:</b>	LRGVDC	<b>Federal Funding Category:</b>	5307
<b>MPO Project #</b>	HSB-2020-003	<b>Federal (FTA) Funds:</b>	\$ 1,527,452
		<b>State Funds from TxDOT:</b>	\$ -
<b>Apportionment Year:</b>	2020	<b>Other Funds:</b>	\$ -
<b>Project Phase:</b>		<b>Fiscal Year Cost:</b>	\$ 1,527,452
<b>Brief Project Description:</b>	Harlingen Multimodal Terminal (A&E, Construction, Misc.)	<b>Total Project Cost (YOE):</b>	\$ 1,527,452
<b>Sec 5309 ID Number:</b>		<b>Trans. Dev. Credits Requested:</b>	\$ 305,490
<b>Amendment Date &amp; Action:</b>		<b>Trans. Deve Credits Awarded (Date &amp; Amount):</b>	

Federal Share (5307)	\$	2,027,735
Local Share (5307)	\$	56,057
State Share	\$	-
<b>Total Cost</b>	<b>\$</b>	<b>2,083,792</b>

Federal JARC		
Local JARC		
Federal New Freedom		
Local New Freedom		
Federal Share 5310		
Local Share 5310		
Federal Share 5339		
Local Share 5339		
<b>Total</b>	<b>\$</b>	<b>2,083,792</b>

Development credits \$ 349,490

**FY 2021 TRANSIT PROJECT LISTING**

**HARLINGEN-SAN BENITO AREA - RGVMP TRANSPORTATION IMPROVEMENT PROGRAM**

PHARR DISTRICT

YOE = Year of Expenditure

<u>General Project Information</u>		<u>Funding Information (YOE)</u>	
<b>Project Sponsor:</b>	LRGVDC	<b>Federal Funding Category:</b>	5307
<b>MPO Project #</b>	HSB-2021-001	<b>Federal (FTA) Funds:</b>	\$ 1,000,000
		<b>State Funds from TxDOT:</b>	\$ -
<b>Apportionment Year:</b>	2021	<b>Other Funds:</b>	\$ 1,000,000
<b>Project Phase:</b>		<b>Fiscal Year Cost:</b>	\$ 2,000,000
<b>Brief Project Description:</b>	Operations - Harlingen Urbanized Area	<b>Total Project Cost (YOE):</b>	\$ 2,000,000
<b>Sec 5309 ID Number:</b>		<b>Trans. Dev. Credits Requested:</b>	
<b>Amendment Date &amp; Action:</b>		<b>Trans. Deve Credits Awarded (Date &amp; Amount):</b>	

<u>General Project Information</u>		<u>Funding Information (YOE)</u>	
<b>Project Sponsor:</b>	LRGVDC	<b>Federal Funding Category:</b>	5307
<b>MPO Project #</b>	HSB-2021-002	<b>Federal (FTA) Funds:</b>	\$ 280,283
		<b>State Funds from TxDOT:</b>	\$ -
<b>Apportionment Year:</b>	2021	<b>Other Funds:</b>	\$ 56,057
<b>Project Phase:</b>		<b>Fiscal Year Cost:</b>	\$ 336,340
<b>Brief Project Description:</b>	Preventive Maintenance	<b>Total Project Cost (YOE):</b>	\$ 336,340
<b>Sec 5309 ID Number:</b>		<b>Trans. Dev. Credits Requested:</b>	\$ -
<b>Amendment Date &amp; Action:</b>		<b>Trans. Deve Credits Awarded (Date &amp; Amount):</b>	

<u>General Project Information</u>		<u>Funding Information (YOE)</u>	
<b>Project Sponsor:</b>	LRGVDC	<b>Federal Funding Category:</b>	5307
<b>MPO Project #</b>	HSB-2021-003	<b>Federal (FTA) Funds:</b>	\$ 607,452
		<b>State Funds from TxDOT:</b>	\$ -
<b>Apportionment Year:</b>	2021	<b>Other Funds:</b>	\$ -
<b>Project Phase:</b>		<b>Fiscal Year Cost:</b>	\$ 607,452
<b>Brief Project Description:</b>	Capital Involvement Plan (Fleet & Bus Stops)	<b>Total Project Cost (YOE):</b>	\$ 607,452
<b>Sec 5309 ID Number:</b>		<b>Trans. Dev. Credits Requested:</b>	\$ 121,490
<b>Amendment Date &amp; Action:</b>		<b>Trans. Deve Credits Awarded (Date &amp; Amount):</b>	

<b>General Project Information</b>		<b>Funding Information (YOE)</b>	
<b>Project Sponsor:</b>	LRGVDC	<b>Federal Funding Category:</b>	5307
<b>MPO Project #</b>	HSB-2021-004	<b>Federal (FTA) Funds:</b>	\$ 300,000
		<b>State Funds from TxDOT:</b>	\$ -
<b>Apportionment Year:</b>	2020 (\$80,000)   2021 (\$220,000)	<b>Other Funds:</b>	\$ 132,000
<b>Project Phase:</b>		<b>Fiscal Year Cost:</b>	\$ 432,000
<b>Brief Project Description:</b>	San Benito Sidewalk Project	<b>Total Project Cost (YOE):</b>	\$ 432,000
<b>Sec 5309 ID Number:</b>		<b>Trans. Dev. Credits Requested:</b>	\$ -
<b>Amendment Date &amp; Action:</b>		<b>Trans. Deve Credits Awarded (Date &amp; Amount):</b>	

Federal Share (5307)	\$	2,187,735
Local Share (5307)	\$	1,188,057
State Share		
<b>Total Cost</b>	<b>\$</b>	<b>3,375,792</b>

Federal JARC		
Local JARC		
Federal New Freedom		
Local New Freedom		
Federal Share 5310		
Local Share 5310		
Federal Share 5339		
Local Share 5339		
<b>Total</b>	<b>\$</b>	<b>3,375,792</b>

Development credits \$ 121,490

**FY 2022 TRANSIT PROJECT LISTING**

**HARLINGEN-SAN BENITO AREA - RGVMP TRANSPORTATION IMPROVEMENT PROGRAM**

PHARR DISTRICT

YOE = Year of Expenditure

<u>General Project Information</u>		<u>Funding Information (YOE)</u>	
<b>Project Sponsor:</b>	LRGVDC	<b>Federal Funding Category:</b>	5307
<b>MPO Project #</b>	HSB-2022-001	<b>Federal (FTA) Funds:</b>	\$ 1,245,787
		<b>State Funds from TxDOT:</b>	\$ -
<b>Apportionment Year:</b>	2022	<b>Other Funds:</b>	\$ 1,245,787
<b>Project Phase:</b>		<b>Fiscal Year Cost:</b>	\$ 2,491,574
<b>Brief Project Description:</b>	Operations - Harlingen Urbanized Area	<b>Total Project Cost (YOE):</b>	\$ 2,491,574
<b>Sec 5309 ID Number:</b>		<b>Trans. Dev. Credits Requested:</b>	
<b>Amendment Date &amp; Action:</b>		<b>Trans. Deve Credits Awarded (Date &amp; Amount):</b>	
<u>General Project Information</u>		<u>Funding Information (YOE)</u>	
<b>Project Sponsor:</b>	LRGVDC	<b>Federal Funding Category:</b>	5307
<b>MPO Project #</b>	HSB-2022-002	<b>Federal (FTA) Funds:</b>	\$ 200,000
		<b>State Funds from TxDOT:</b>	\$ -
<b>Apportionment Year:</b>	2022	<b>Other Funds:</b>	\$ 40,000
<b>Project Phase:</b>		<b>Fiscal Year Cost:</b>	\$ 240,000
<b>Brief Project Description:</b>	Preventive Maintenance	<b>Total Project Cost (YOE):</b>	\$ 240,000
<b>Sec 5309 ID Number:</b>		<b>Trans. Dev. Credits Requested:</b>	\$ -
<b>Amendment Date &amp; Action:</b>		<b>Trans. Deve Credits Awarded (Date &amp; Amount):</b>	
<u>General Project Information</u>		<u>Funding Information (YOE)</u>	
<b>Project Sponsor:</b>	LRGVDC	<b>Federal Funding Category:</b>	5307
<b>MPO Project #</b>	HSB-2022-003	<b>Federal (FTA) Funds:</b>	\$ 581,665
		<b>State Funds from TxDOT:</b>	\$ -
<b>Apportionment Year:</b>	2022	<b>Other Funds:</b>	\$ -
<b>Project Phase:</b>		<b>Fiscal Year Cost:</b>	\$ 581,665
<b>Brief Project Description:</b>	Capital Involvement Plan	<b>Total Project Cost (YOE):</b>	\$ 581,665
<b>Sec 5309 ID Number:</b>		<b>Trans. Dev. Credits Requested:</b>	\$ 116,333
<b>Amendment Date &amp; Action:</b>		<b>Trans. Deve Credits Awarded (Date &amp; Amount):</b>	

Federal Share (5307)	\$	2,027,452
Local Share (5307)	\$	1,285,787
State Share		
Total Cost	\$	<u>3,313,239</u>

Federal JARC		
Local JARC		
Federal New Freedom		
Local New Freedom		
Federal Share 5310		
Local Share 5310		
Federal Share 5339		
Local Share 5339		
<b>Total</b>	\$	<u>3,313,239</u>

Development credits \$ 116,333

**Transit Financial Summary**  
**Harlingen-San Benito Area - RGVMP**  
**FY 2019 - 2022 Transportation Improvement Program**

All Figures in Year of Expenditure (YOE) Dollars

Current as of December 2019

Transit Program	FY 2019			FY 2020			FY 2021		
	Federal	State/Other	Total	Federal	State/Other	Total	Federal	State/Other	Total
1 Sec. 5307 - Urbanized Formula >200K							0	0	0
2 Sec. 5307 - Urbanized Formula <200K	9,931,442	2,060,377	11,991,819	2,027,735	56,057	2,083,792	2,187,735	1,188,057	3,375,792
3 Sec. 5309 - Discretionary	0	0	0	0	0	0	0	0	0
4 Sec. 5310 - Elderly & Individuals w/Disabilities	0	0	0	0	0	0	0	0	0
5 Sec. 5311 - Nonurbanized Formula	0	0	0	0	0	0	0	0	0
6 Sec. 5316 - JARC >200K	0	0	0	0	0	0	0	0	0
7 Sec. 5316 - JARC <200K	0	0	0	0	0	0	0	0	0
8 Sec. 5316 - JARC Nonurbanized	0	0	0	0	0	0	0	0	0
9 Sec. 5317 - New Freedom >200K	0	0	0	0	0	0	0	0	0
10 Sec. 5317 - New Freedom <200K	0	0	0	0	0	0	0	0	0
11 Sec. 5317 - New Freedom Nonurbanized	0	0	0	0	0	0	0	0	0
12 Sec. 5339 - Bus & Bus Facilities	\$ 661,342	165,336	826,678	0	0	0	0	0	0
13 Other FTA	0	0	0	0	0	0	0	0	0
14 Regionally Significant or Other	0	0	0	0	0	0	0	0	0
<b>Total Funds</b>	<b>\$10,592,784</b>	<b>\$2,225,713</b>	<b>\$12,818,497</b>	<b>\$2,027,735</b>	<b>\$56,057</b>	<b>\$2,083,792</b>	<b>\$2,187,735</b>	<b>\$1,188,057</b>	<b>\$3,375,792</b>
<b>Transportation Development Credits</b>									
Requested			\$1,574,213			\$349,490			\$121,490
Awarded			\$0			\$0			\$0

All Figures in Year of Expenditure (YOE) Dollars

Transit Program	FY 2022			Total		
	Federal	State/Other	Total	Federal	State/Other	Total
1 Sec. 5307 - Urbanized Formula >200K			0	0	0	0
2 Sec. 5307 - Urbanized Formula <200K	2,027,452	1,285,787	3,313,239	16,174,364	4,590,278	20,764,642
3 Sec. 5309 - Discretionary	0	0	0	0	0	0
4 Sec. 5310 - Elderly & Individuals w/Disabilities	0	0	0	0	0	0
5 Sec. 5311 - Nonurbanized Formula	0	0	0	0	0	0
6 Sec. 5316 - JARC >200K	0	0	0	0	0	0
7 Sec. 5316 - JARC <200K	0	0	0	0	0	0
8 Sec. 5316 - JARC Nonurbanized	0	0	0	0	0	0
9 Sec. 5317 - New Freedom >200K	0	0	0	0	0	0
10 Sec. 5317 - New Freedom <200K	0	0	0	0	0	0
11 Sec. 5317 - New Freedom Nonurbanized	0	0	0	0	0	0
12 Sec. 5339 - Bus & Bus Facilities	0	0	0	661,342	165,336	826,678
13 Other FTA - 5311 (f)	0	0	0	0	0	0
14 Regionally Significant or Other	0	0	0	0	0	0
<b>Total Funds</b>	<b>\$2,027,452</b>	<b>\$1,285,787</b>	<b>\$3,313,239</b>	<b>\$16,835,706</b>	<b>\$4,755,614</b>	<b>\$21,591,320</b>
<b>Transportation Development Credits</b>						
Requested			\$116,333			\$2,161,526
Awarded			\$0			\$0

**FY 2019 TRANSIT PROJECT LISTING**

**HIDALGO COUNTY AREA - RGVMP TRANSPORTATION IMPROVEMENT PROGRAM**

PHARR DISTRICT

YOE = Year of Expenditure

<u>General Project Information</u>		<u>Funding Information (YOE)</u>	
<b>Project Sponsor:</b>	LRGVDC	<b>Federal Funding Category:</b>	5339
<b>MPO Project #</b>	HCVM-046	<b>Federal (FTA) Funds:</b>	\$ 532,369
		<b>State Funds from TxDOT:</b>	\$ -
<b>Apportionment Year:</b>	2018	<b>Other Funds:</b>	\$ 106,474
<b>Project Phase:</b>		<b>Fiscal Year Cost:</b>	\$ 532,369
<b>Brief Project Description:</b>	Capital - Fare Collection	<b>Total Project Cost (YOE):</b>	\$ 532,369
<b>Sec 5309 ID Number:</b>		<b>Trans. Dev. Credits Requested:</b>	\$ 106,474
<b>Amendment Date &amp; Action:</b>	4-17-14:Added   Revised 12.11.2017 / Revised 3/16/19   Admin. 12/2/2019	<b>Trans. Deve Credits Awarded (Date &amp; Amount):</b>	

Moved to 2020

<u>General Project Information</u>		<u>Funding Information (YOE)</u>	
<b>Project Sponsor:</b>	LRGVDC	<b>Federal Funding Category:</b>	5310
<b>MPO Project #</b>	HCVM-047	<b>Federal (FTA) Funds:</b>	\$ 44,895
		<b>State Funds from TxDOT:</b>	\$ -
<b>Apportionment Year:</b>		<b>Other Funds:</b>	\$ 8,979
<b>Project Phase:</b>	(2019) 44,895	<b>Fiscal Year Cost:</b>	\$ 53,874
<b>Brief Project Description:</b>	Capital/Operations/Admin.	<b>Total Project Cost (YOE):</b>	\$ 53,874
<b>Sec 5309 ID Number:</b>		<b>Trans. Dev. Credits Requested:</b>	
<b>Amendment Date &amp; Action:</b>	4-17-14:Added   Moved 3/27/2018   Revised 3/16/19   Revised 6/20/2019	<b>Trans. Deve Credits Awarded (Date &amp; Amount):</b>	

<u>General Project Information</u>		<u>Funding Information (YOE)</u>	
<b>Project Sponsor:</b>	LRGVDC	<b>Federal Funding Category:</b>	5307
<b>MPO Project #</b>	HCVM-059	<b>Federal (FTA) Funds:</b>	\$ 298,921
		<b>State Funds from TxDOT:</b>	\$ -
<b>Apportionment Year:</b>	2016	<b>Other Funds:</b>	\$ 74,730
<b>Project Phase:</b>		<b>Fiscal Year Cost:</b>	\$ 298,921
<b>Brief Project Description:</b>	Capital - Mechanics, Assistance & Preventive Maintenance	<b>Total Project Cost (YOE):</b>	\$ 298,921
<b>Sec 5309 ID Number:</b>		<b>Trans. Dev. Credits Requested:</b>	\$ 74,730
<b>Amendment Date &amp; Action:</b>	10-15-15 Added; Moved from 2015 to 2017   Moved 3/27/2018 / Revised 3/16/19	<b>Trans. Deve Credits Awarded (Date &amp; Amount):</b>	

LET

<u>General Project Information</u>		<u>Funding Information (YOE)</u>	
<b>Project Sponsor:</b>	LRGVDC	<b>Federal Funding Category:</b>	5307
<b>MPO Project #</b>	HCVM-065	<b>Federal (FTA) Funds:</b>	\$ 801,023
<b>Apportionment Year:</b>	2019	<b>State Funds from TxDOT:</b>	\$ -
<b>Project Phase:</b>		<b>Other Funds:</b>	\$ 160,205
<b>Brief Project Description:</b>	Fleet Expansion (Trolleys)	<b>Fiscal Year Cost:</b>	\$ 961,228
<b>Sec 5309 ID Number:</b>		<b>Total Project Cost (YOE):</b>	\$ 961,228
<b>Amendment Date &amp; Action:</b>	Added 4/21/2016   Revised 3/27/2018 / Revised 3/16/19   Admin. 12/2/2019	<b>Trans. Dev. Credits Requested:</b>	
		<b>Trans. Deve Credits Awarded (Date &amp; Amount):</b>	

Moved to 2020

<u>General Project Information</u>		<u>Funding Information (YOE)</u>	
<b>Project Sponsor:</b>	LRGVDC	<b>Federal Funding Category:</b>	5307
<b>MPO Project #</b>	HCVM-066	<b>Federal (FTA) Funds:</b>	\$ 820,000
<b>Apportionment Year:</b>	2019	<b>State Funds from TxDOT:</b>	\$ -
<b>Project Phase:</b>		<b>Other Funds:</b>	\$ 164,000
<b>Brief Project Description:</b>	Capital - Mechanics, Assistance & Preventive Maintenance	<b>Fiscal Year Cost:</b>	\$ 820,000
<b>Sec 5309 ID Number:</b>		<b>Total Project Cost (YOE):</b>	\$ 820,000
<b>Amendment Date &amp; Action:</b>	Added 4/21/2016   Revised 3/27/2018   Revised 11/30/18 / Revised 3/16/19   Admin. 12/2/2019	<b>Trans. Dev. Credits Requested:</b>	\$ 164,000
		<b>Trans. Deve Credits Awarded (Date &amp; Amount):</b>	

Moved to 2020

<u>General Project Information</u>		<u>Funding Information (YOE)</u>	
<b>Project Sponsor:</b>	LRGVDC	<b>Federal Funding Category:</b>	5307
<b>MPO Project #</b>	HCVM-067	<b>Federal (FTA) Funds:</b>	\$ 3,457,198
<b>Apportionment Year:</b>	(2019) \$1,589,148	<b>State Funds from TxDOT:</b>	\$ -
<b>Project Phase:</b>		<b>Other Funds:</b>	\$ 3,457,198
<b>Brief Project Description:</b>	Operations	<b>Fiscal Year Cost:</b>	\$ 6,914,396
<b>Sec 5309 ID Number:</b>		<b>Total Project Cost (YOE):</b>	\$ 6,914,396
<b>Amendment Date &amp; Action:</b>	Added 4/21/2016   Revised 3/27/2018   Revised 11/30/18   Admin. 12/2/2019	<b>Trans. Dev. Credits Requested:</b>	
		<b>Trans. Deve Credits Awarded (Date &amp; Amount):</b>	

Moved to 2020

<u>General Project Information</u>		<u>Funding Information (YOE)</u>	
<b>Project Sponsor:</b>	LRGVDC	<b>Federal Funding Category:</b>	
<b>MPO Project #</b>	HCVM-068	<b>Federal (FTA) Funds:</b>	\$ -
<b>Apportionment Year:</b>	2019	<b>State Funds from TxDOT:</b>	\$ 250,709
<b>Project Phase:</b>		<b>Other Funds:</b>	\$ -
<b>Brief Project Description:</b>	Operations	<b>Fiscal Year Cost:</b>	\$ 250,709
<b>Sec 5309 ID Number:</b>		<b>Total Project Cost (YOE):</b>	\$ 250,709
<b>Amendment Date &amp; Action:</b>	Added 4/21/2016	<b>Trans. Dev. Credits Requested:</b>	
		<b>Trans. Deve Credits Awarded (Date &amp; Amount):</b>	

<u>General Project Information</u>		<u>Funding Information (YOE)</u>	
<b>Project Sponsor:</b>	LRGVDC	<b>Federal Funding Category:</b>	5339
<b>MPO Project #</b>	HCVM-069	<b>Federal (FTA) Funds:</b>	\$ 996,338
<b>Apportionment Year:</b>	2017 (\$20,769 Harlingen-SanBenito UZA); 2018 (\$126,973 Harlingen-SanBenito UZA) 2019 (\$128,512 Harlingen-SanBenito UZA); 2019 (\$720,084 McAllen UZA)	<b>State Funds from TxDOT:</b>	\$ -
<b>Project Phase:</b>		<b>Other Funds:</b>	\$ 43,205
<b>Brief Project Description:</b>	Capital Support, Revenue Vehicles, Non-Revenue Vehicles, Shop Equipment, Bus Washer (Valley Metro & UTRGV)	<b>Fiscal Year Cost:</b>	\$ 1,039,543
<b>Sec 5309 ID Number:</b>		<b>Total Project Cost (YOE):</b>	\$ 1,039,543
<b>Amendment Date &amp; Action:</b>	Added 4/21/2016   Revised 3/27/2018 Revised 11/30/18   Revised 3/16/19   Admin. 12/2/2019	<b>Trans. Dev. Credits Requested:</b>	\$ 156,063
		<b>Trans. Deve Credits Awarded (Date &amp; Amount):</b>	

<u>General Project Information</u>		<u>Funding Information (YOE)</u>	
<b>Project Sponsor:</b>	LRGVDC	<b>Federal Funding Category:</b>	5307
<b>MPO Project #</b>	HCVM-077	<b>Federal (FTA) Funds:</b>	\$ 202,920
<b>Apportionment Year:</b>	2018	<b>State Funds from TxDOT:</b>	\$ -
<b>Project Phase:</b>		<b>Other Funds:</b>	\$ 40,584
<b>Brief Project Description:</b>	Technology	<b>Fiscal Year Cost:</b>	\$ 243,504
<b>Sec 5309 ID Number:</b>		<b>Total Project Cost (YOE):</b>	\$ 243,504
<b>Amendment Date &amp; Action:</b>	09.19.2016 Added   Moved 3/27/2018 / Revised 3/16/19   Admin. 12/2/2019	<b>Trans. Dev. Credits Requested:</b>	\$ 40,584
		<b>Trans. Deve Credits Awarded (Date &amp; Amount):</b>	

Moved to 2020

<u>General Project Information</u>		<u>Funding Information (YOE)</u>	
<b>Project Sponsor:</b>	LRGVDC	<b>Federal Funding Category:</b>	5307
<b>MPO Project #</b>	HCVM-079	<b>Federal (FTA) Funds:</b>	\$ 300,000
<b>Apportionment Year:</b>	(2018) \$96,000 (2019) \$204,000	<b>State Funds from TxDOT:</b>	\$ -
<b>Project Phase:</b>		<b>Other Funds:</b>	\$ 60,000
<b>Brief Project Description:</b>	Planning Study	<b>Fiscal Year Cost:</b>	\$ 360,000
<b>Sec 5309 ID Number:</b>		<b>Total Project Cost (YOE):</b>	\$ 360,000
<b>Amendment Date &amp; Action:</b>	Added 12.11.2017   Revised and Moved 3/27/2018 / Revised 3/16/19   Admin. 12/2/2019	<b>Trans. Dev. Credits Requested:</b>	\$ -
		<b>Trans. Deve Credits Awarded (Date &amp; Amount):</b>	

Moved to 2020

<u>General Project Information</u>		<u>Funding Information (YOE)</u>	
<b>Project Sponsor:</b>	LRGVDC	<b>Federal Funding Category:</b>	5339(b)
<b>MPO Project #</b>	HCVM-092	<b>Federal (FTA) Funds:</b>	\$ 661,342
<b>Apportionment Year:</b>	2018	<b>State Funds from TxDOT:</b>	\$ -
<b>Project Phase:</b>		<b>Other Funds:</b>	\$ 165,336
<b>Brief Project Description:</b>	UTRGV Bus Facilities	<b>Fiscal Year Cost:</b>	\$ 826,678
<b>Sec 5309 ID Number:</b>		<b>Total Project Cost (YOE):</b>	\$ 826,678
<b>Amendment Date &amp; Action:</b>	Added 11/30/18	<b>Trans. Dev. Credits Requested:</b>	
		<b>Trans. Deve Credits Awarded (Date &amp; Amount):</b>	

LET

<u>General Project Information</u>		<u>Funding Information (YOE)</u>	
<b>Project Sponsor:</b>	LRGVDC	<b>Federal Funding Category:</b>	5339
<b>MPO Project #</b>	HCVM-093	<b>Federal (FTA) Funds:</b>	\$ 973,566
<b>Apportionment Year:</b>	(2016) \$ 403,876 (2017) \$ 569,690	<b>State Funds from TxDOT:</b>	\$ -
<b>Project Phase:</b>		<b>Other Funds:</b>	\$ 194,713
<b>Brief Project Description:</b>	Fleet Capital & Expansion	<b>Fiscal Year Cost:</b>	\$ 1,168,279
<b>Sec 5309 ID Number:</b>		<b>Total Project Cost (YOE):</b>	\$ 1,168,279
<b>Amendment Date &amp; Action:</b>	Moved and Revised from FY 17 11/30/18   Revised 3/16/19	<b>Trans. Dev. Credits Requested:</b>	
		<b>Trans. Deve Credits Awarded (Date &amp; Amount):</b>	

LET

<u>General Project Information</u>		<u>Funding Information (YOE)</u>	
<b>Project Sponsor:</b>	LRGVDC	<b>Federal Funding Category:</b>	5339
<b>MPO Project #</b>	HCVM-095	<b>Federal (FTA) Funds:</b>	\$ 253,566
<b>Apportionment Year:</b>	2018 (253,566)	<b>State Funds from TxDOT:</b>	\$ -
<b>Project Phase:</b>		<b>Other Funds:</b>	\$ 50,713
<b>Brief Project Description:</b>	Capital - Support and Revenue Vehicles	<b>Fiscal Year Cost:</b>	\$ 253,566
<b>Sec 5309 ID Number:</b>		<b>Total Project Cost (YOE):</b>	\$ 253,566
<b>Amendment Date &amp; Action:</b>	Added 3/16/19   Admin. 12/2/2019	<b>Trans. Dev. Credits Requested:</b>	\$ 50,713
		<b>Trans. Deve Credits Awarded (Date &amp; Amount):</b>	

Moved to 2020

<u>General Project Information</u>		<u>Funding Information (YOE)</u>	
<b>Project Sponsor:</b>	LRGVDC	<b>Federal Funding Category:</b>	5307
<b>MPO Project #</b>	HCVM-096	<b>Federal (FTA) Funds:</b>	\$ 295,098
<b>Apportionment Year:</b>	2017 (232,898) 2018 (63,000)	<b>State Funds from TxDOT:</b>	\$ -
<b>Project Phase:</b>		<b>Other Funds:</b>	\$ 59,020
<b>Brief Project Description:</b>	Bus Stop Improvements	<b>Fiscal Year Cost:</b>	\$ 295,098
<b>Sec 5309 ID Number:</b>		<b>Total Project Cost (YOE):</b>	\$ 295,098
<b>Amendment Date &amp; Action:</b>	Added 3/16/19   Admin. 12/2/2019	<b>Trans. Dev. Credits Requested:</b>	\$ 59,020
		<b>Trans. Deve Credits Awarded (Date &amp; Amount):</b>	

Moved to 2020

<u>General Project Information</u>		<u>Funding Information (YOE)</u>	
<b>Project Sponsor:</b>	LRGVDC	<b>Federal Funding Category:</b>	5307
<b>MPO Project #</b>	HCVN-097	<b>Federal (FTA) Funds:</b>	\$ 1,920,023
<b>Apportionment Year:</b>	2017 (920,023) 2018 (1,000,000)	<b>State Funds from TxDOT:</b>	\$ -
<b>Project Phase:</b>		<b>Other Funds:</b>	\$ 384,005
<b>Brief Project Description:</b>	San Juan Transit Station	<b>Fiscal Year Cost:</b>	\$ 2,304,028
<b>Sec 5309 ID Number:</b>		<b>Total Project Cost (YOE):</b>	\$ 2,304,028
<b>Amendment Date &amp; Action:</b>	Added 3/16/19   Admin. 12/2/2019	<b>Trans. Dev. Credits Requested:</b>	
		<b>Trans. Deve Credits Awarded (Date &amp; Amount):</b>	

Moved to 2020

<u>General Project Information</u>		<u>Funding Information (YOE)</u>	
<b>Project Sponsor:</b>	LRGVDC	<b>Federal Funding Category:</b>	5307
<b>MPO Project #</b>	HCVN-098	<b>Federal (FTA) Funds:</b>	\$ 120,000
<b>Apportionment Year:</b>	2019	<b>State Funds from TxDOT:</b>	\$ -
<b>Project Phase:</b>		<b>Other Funds:</b>	\$ 24,000
<b>Brief Project Description:</b>	Support Vehicles (Maintenance/Support)	<b>Fiscal Year Cost:</b>	\$ 120,000
<b>Sec 5309 ID Number:</b>		<b>Total Project Cost (YOE):</b>	\$ 120,000
<b>Amendment Date &amp; Action:</b>	Added 3/16/19   Admin. 12/2/2019	<b>Trans. Dev. Credits Requested:</b>	\$ 24,000
		<b>Trans. Deve Credits Awarded (Date &amp; Amount):</b>	

Moved to 2020

<u>General Project Information</u>		<u>Funding Information (YOE)</u>	
<b>Project Sponsor:</b>	LRGVDC	<b>Federal Funding Category:</b>	5307
<b>MPO Project #</b>	HCVN-099	<b>Federal (FTA) Funds:</b>	\$ 80,000
<b>Apportionment Year:</b>	2018	<b>State Funds from TxDOT:</b>	\$ -
<b>Project Phase:</b>		<b>Other Funds:</b>	\$ 16,000
<b>Brief Project Description:</b>	La Villa Streetscape Project	<b>Fiscal Year Cost:</b>	\$ 96,000
<b>Sec 5309 ID Number:</b>		<b>Total Project Cost (YOE):</b>	\$ 96,000
<b>Amendment Date &amp; Action:</b>	Moved from 2018	<b>Trans. Dev. Credits Requested:</b>	\$ -
		<b>Trans. Deve Credits Awarded (Date &amp; Amount):</b>	

<u>General Project Information</u>		<u>Funding Information (YOE)</u>	
Project Sponsor:	LRGVDC	Federal Funding Category:	5310
MPO Project #	HCVM-100	Federal (FTA) Funds:	\$ 1,537,662
		State Funds from TxDOT:	\$ -
Apportionment Year:	(2018) 537,541	Other Funds:	
Project Phase:	(2019) 414,776	Fiscal Year Cost:	\$ 1,537,662
Brief Project Description:	Capital	Total Project Cost (YOE):	\$ 1,537,662
Sec 5309 ID Number:		Trans. Dev. Credits Requested:	\$ 307,532
Amendment Date & Action:	4-17-14:Added   Moved 3/27/2018   Revised 3/16/19   Revised 6/20/2019   Admin. 12/2/2019	Trans. Deve Credits Awarded (Date & Amount):	

<u>General Project Information</u>		<u>Funding Information (YOE)</u>	
Project Sponsor:	LRGVDC	Federal Funding Category:	5310
MPO Project #	HCVM-101	Federal (FTA) Funds:	\$ 25,000
		State Funds from TxDOT:	\$ -
Apportionment Year:	(2018) 25,000	Other Funds:	\$ 25,000
Project Phase:	(2019) 25,000	Fiscal Year Cost:	\$ 50,000
Brief Project Description:	Operations	Total Project Cost (YOE):	\$ 50,000
Sec 5309 ID Number:		Trans. Dev. Credits Requested:	
Amendment Date & Action:	Admin. 12/2/2019	Trans. Deve Credits Awarded (Date & Amount):	

<u>General Project Information</u>		<u>Funding Information (YOE)</u>	
Project Sponsor:	LRGVDC	Federal Funding Category:	5310
MPO Project #	HCVM-102	Federal (FTA) Funds:	\$ 178,618
		State Funds from TxDOT:	\$ -
Apportionment Year:	(2018) 59,738	Other Funds:	
Project Phase:	(2019) 60,519	Fiscal Year Cost:	\$ 178,618
Brief Project Description:	Admin.	Total Project Cost (YOE):	\$ 178,618
Sec 5309 ID Number:		Trans. Dev. Credits Requested:	
Amendment Date & Action:	Admin. 12/2/2019	Trans. Deve Credits Awarded (Date & Amount):	

<u>General Project Information</u>		<u>Funding Information (YOE)</u>	
<b>Project Sponsor:</b>	City of McAllen	<b>Federal Funding Category:</b>	5307
<b>MPO Project #</b>	HCMM-013	<b>Federal (FTA) Funds:</b>	\$ 750,000
		<b>State Funds from TxDOT:</b>	\$ -
<b>Apportionment Year:</b>	2016	<b>Other Funds:</b>	
<b>Project Phase:</b>		<b>Fiscal Year Cost:</b>	\$ 750,000
<b>Brief Project Description:</b>	Bus Shelters	<b>Total Project Cost (YOE):</b>	\$ 750,000
<b>Sec 5309 ID Number:</b>		<b>Trans. Dev. Credits Requested:</b>	\$ 187,500
<b>Amendment Date &amp; Action:</b>	4-17-14: Added; 3/6/2017: Moved from 2016; Moved 09.10.2018	<b>Trans. Deve Credits Awarded (Date &amp; Amount):</b>	

<u>General Project Information</u>		<u>Funding Information (YOE)</u>	
<b>Project Sponsor:</b>	City of McAllen	<b>Federal Funding Category:</b>	5307
<b>MPO Project #</b>	HCMM-022	<b>Federal (FTA) Funds:</b>	\$ 3,650,319
		<b>State Funds from TxDOT:</b>	
<b>Apportionment Year:</b>	2015 (\$ 1,740,000); 2016 (\$ 320,000); 2017 (\$ 950,319); 2018 (\$ 640,000)	<b>Other Funds:</b>	<b>Admin.</b>
<b>Project Phase:</b>		<b>Fiscal Year Cost:</b>	\$ 3,650,319
<b>Brief Project Description:</b>	New Facility Construction	<b>Total Project Cost (YOE):</b>	\$ 3,650,319
<b>Sec 5309 ID Number:</b>		<b>Trans. Dev. Credits Requested:</b>	\$ 912,580
<b>Amendment Date &amp; Action:</b>	4-17-14: Added; 3/19/15 Revised; 3/6/2017: Moved from 2016   8/31/2017 Revised and Moved from 2017 : Revised 11/27/2017; Moved 09.10.2018   Revised 8/21/2019   Admin. 10/8/2019	<b>Trans. Deve Credits Awarded (Date &amp; Amount):</b>	

<u>General Project Information</u>		<u>Funding Information (YOE)</u>	
<b>Project Sponsor:</b>	City of McAllen	<b>Federal Funding Category:</b>	5307
<b>MPO Project #</b>	HCMM-024	<b>Federal (FTA) Funds:</b>	\$ 2,000,000
<b>Apportionment Year:</b>	2017	<b>State Funds from TxDOT:</b>	
<b>Project Phase:</b>		<b>Other Funds:</b>	\$ -
<b>Brief Project Description:</b>	Accessibility Improvements & Pathways	<b>Fiscal Year Cost:</b>	\$ 2,000,000
<b>Sec 5309 ID Number:</b>		<b>Total Project Cost (YOE):</b>	\$ 2,000,000
<b>Amendment Date &amp; Action:</b>	4-17-14: Added; 3/19/15 Revised; 3/6/2017 Moved from 2016   8/31/2017 Moved from 2017 - 3/20/19   Added \$1,000,000 from 2017 funds - 7.11.19   Admin. 10/8/2019	<b>Trans. Dev. Credits Requested:</b>	\$ 500,000
		<b>Trans. Deve Credits Awarded (Date &amp; Amount):</b>	

<u>General Project Information</u>		<u>Funding Information (YOE)</u>	
<b>Project Sponsor:</b>	CITY OF MCALLEN	<b>Federal Funding Category:</b>	5307
<b>MPO Project #</b>	HCMM-025	<b>Federal (FTA) Funds:</b>	\$ 887,831
<b>Apportionment Year:</b>	2017	<b>State Funds from TxDOT:</b>	\$ -
<b>Project Phase:</b>		<b>Other Funds:</b>	\$ 887,831
<b>Brief Project Description:</b>	Operating Assistance	<b>Fiscal Year Cost:</b>	\$ 1,775,662
<b>Sec 5309 ID Number:</b>		<b>Total Project Cost (YOE):</b>	\$ 1,775,662
<b>Amendment Date &amp; Action:</b>	4-17-2014 : Added  8/31/2017 Moved from 2017   Subtracted \$1,000,000 - 7.11.19	<b>Trans. Dev. Credits Requested:</b>	
		<b>Trans. Deve Credits Awarded (Date &amp; Amount):</b>	

<u>General Project Information</u>		<u>Funding Information (YOE)</u>	
<b>Project Sponsor:</b>	City of McAllen	<b>Federal Funding Category:</b>	5307
<b>MPO Project #</b>	HCMM-026	<b>Federal (FTA) Funds:</b>	\$ 1,457,192
<b>Apportionment Year:</b>	2016: \$139,212   2017: \$1,317,980	<b>State Funds from TxDOT:</b>	\$ -
<b>Project Phase:</b>		<b>Other Funds:</b>	\$ -
<b>Brief Project Description:</b>	Bus procurement - Replacement	<b>Fiscal Year Cost:</b>	\$ 1,457,192
<b>Sec 5309 ID Number:</b>		<b>Total Project Cost (YOE):</b>	\$ 1,457,192
<b>Amendment Date &amp; Action:</b>	4-17-14:Added   8/31/2017 Revised and Moved from 2017   Admin. 11/1/2019	<b>Trans. Dev. Credits Requested:</b>	\$ 298,461
		<b>Trans. Deve Credits Awarded (Date &amp; Amount):</b>	

<u>General Project Information</u>		<u>Funding Information (YOE)</u>	
<b>Project Sponsor:</b>	CITY OF MCALLEN	<b>Federal Funding Category:</b>	5307
<b>MPO Project #</b>	HCMM-028	<b>Federal (FTA) Funds:</b>	\$ 556,978
		<b>State Funds from TxDOT:</b>	\$ -
<b>Apportionment Year:</b>	2018	<b>Other Funds:</b>	\$ 556,978
<b>Project Phase:</b>		<b>Fiscal Year Cost:</b>	\$ 1,113,956
<b>Brief Project Description:</b>	Operating Assistance	<b>Total Project Cost (YOE):</b>	\$ 1,113,956
<b>Sec 5309 ID Number:</b>		<b>Trans. Dev. Credits Requested:</b>	
<b>Amendment Date &amp; Action:</b>	4-17-2014 : Added   Changed funding amount 8/21/19	<b>Trans. Deve Credits Awarded (Date &amp; Amount):</b>	

<u>General Project Information</u>		<u>Funding Information (YOE)</u>	
<b>Project Sponsor:</b>	City of McAllen	<b>Federal Funding Category:</b>	5307
<b>MPO Project #</b>	HCMM-029	<b>Federal (FTA) Funds:</b>	\$ 2,610,929
		<b>State Funds from TxDOT:</b>	\$ -
<b>Apportionment Year:</b>	2018 (\$2,217,192)  2019 (\$393,737)	<b>Other Funds:</b>	<b>Admin.</b>
<b>Project Phase:</b>		<b>Fiscal Year Cost:</b>	\$ 2,610,929
<b>Brief Project Description:</b>	Bus procurement - Replacement	<b>Total Project Cost (YOE):</b>	\$ 2,710,929
<b>Sec 5309 ID Number:</b>		<b>Trans. Dev. Credits Requested:</b>	\$ 534,769
<b>Amendment Date &amp; Action:</b>	4-17-14:Added   Added \$493,737 from 2019 Split Letter   Admin. 10/8/2019	<b>Trans. Deve Credits Awarded (Date &amp; Amount):</b>	

<u>General Project Information</u>		<u>Funding Information (YOE)</u>	
<b>Project Sponsor:</b>	CITY OF MCALLEN	<b>Federal Funding Category:</b>	5307
<b>MPO Project #</b>	HCMM-036	<b>Federal (FTA) Funds:</b>	\$ 687,831
		<b>State Funds from TxDOT:</b>	\$ -
<b>Apportionment Year:</b>	2019	<b>Other Funds:</b>	\$ 687,831
<b>Project Phase:</b>		<b>Fiscal Year Cost:</b>	\$ 1,375,662
<b>Brief Project Description:</b>	Operating Assistance	<b>Total Project Cost (YOE):</b>	\$ 1,375,662
<b>Sec 5309 ID Number:</b>		<b>Trans. Dev. Credits Requested:</b>	
<b>Amendment Date &amp; Action:</b>	Added 4/21/2016	<b>Trans. Deve Credits Awarded (Date &amp; Amount):</b>	

<u>General Project Information</u>		<u>Funding Information (YOE)</u>	
<b>Project Sponsor:</b>	City of McAllen	<b>Federal Funding Category:</b>	5307
<b>MPO Project #</b>	HCMM-037	<b>Federal (FTA) Funds:</b>	\$ 582,321
		<b>State Funds from TxDOT:</b>	\$ -
<b>Apportionment Year:</b>	2019	<b>Other Funds:</b>	\$ 145,580
<b>Project Phase:</b>		<b>Fiscal Year Cost:</b>	\$ 727,901
<b>Brief Project Description:</b>	Preventive Maintenance	<b>Total Project Cost (YOE):</b>	\$ 727,901
<b>Sec 5309 ID Number:</b>		<b>Trans. Dev. Credits Requested:</b>	
<b>Amendment Date &amp; Action:</b>	Added 4/21/2016 - Revised 3/20/19   Admin. 10/8/2019	<b>Trans. Deve Credits Awarded (Date &amp; Amount):</b>	

Admin.

<u>General Project Information</u>		<u>Funding Information (YOE)</u>	
<b>Project Sponsor:</b>	City of McAllen	<b>Federal Funding Category:</b>	
<b>MPO Project #</b>	HCMM-038	<b>Federal (FTA) Funds:</b>	\$ -
		<b>State Funds from TxDOT:</b>	\$ 210,057
<b>Apportionment Year:</b>	2019	<b>Other Funds:</b>	\$ -
<b>Project Phase:</b>		<b>Fiscal Year Cost:</b>	\$ 210,057
<b>Brief Project Description:</b>	Administration / Operation	<b>Total Project Cost (YOE):</b>	\$ 210,057
<b>Sec 5309 ID Number:</b>		<b>Trans. Dev. Credits Requested:</b>	
<b>Amendment Date &amp; Action:</b>	Added 4/21/2016	<b>Trans. Deve Credits Awarded (Date &amp; Amount):</b>	

<u>General Project Information</u>		<u>Funding Information (YOE)</u>	
<b>Project Sponsor:</b>	City of McAllen	<b>Federal Funding Category:</b>	5307
<b>MPO Project #</b>	HCMM-042	<b>Federal (FTA) Funds:</b>	\$ 90,000
		<b>State Funds from TxDOT:</b>	
<b>Apportionment Year:</b>	2017	<b>Other Funds:</b>	
<b>Project Phase:</b>		<b>Fiscal Year Cost:</b>	\$ 90,000
<b>Brief Project Description:</b>	Bike Amenities	<b>Total Project Cost (YOE):</b>	\$ 90,000
<b>Sec 5309 ID Number:</b>		<b>Trans. Dev. Credits Requested:</b>	\$ 10,000
<b>Amendment Date &amp; Action:</b>	3/6/2017 Added   8/31/2017 Moved from 2017; Moved 09.10.2018	<b>Trans. Deve Credits Awarded (Date &amp; Amount):</b>	

<u>General Project Information</u>		<u>Funding Information (YOE)</u>	
<b>Project Sponsor:</b>	City of McAllen	<b>Federal Funding Category:</b>	5307
<b>MPO Project #</b>	HCMM-044	<b>Federal (FTA) Funds:</b>	\$ 50,000
<b>Apportionment Year:</b>	2017	<b>State Funds from TxDOT:</b>	
<b>Project Phase:</b>		<b>Other Funds:</b>	\$ 12,500
<b>Brief Project Description:</b>	Training	<b>Fiscal Year Cost:</b>	\$ 62,500
<b>Sec 5309 ID Number:</b>		<b>Total Project Cost (YOE):</b>	\$ 62,500
		<b>Trans. Dev. Credits Requested:</b>	\$ 12,500
<b>Amendment Date &amp; Action:</b>	11/08/2017 Added; Moved 09.10.2018   Admin. 10/8/2019	<b>Trans. Deve Credits Awarded (Date &amp; Amount):</b>	

Admin.

<u>General Project Information</u>		<u>Funding Information (YOE)</u>	
<b>Project Sponsor:</b>	City of McAllen	<b>Federal Funding Category:</b>	5307
<b>MPO Project #</b>	HCMM-045	<b>Federal (FTA) Funds:</b>	\$ 109,570
<b>Apportionment Year:</b>	2017	<b>State Funds from TxDOT:</b>	
<b>Project Phase:</b>		<b>Other Funds:</b>	\$ 55,985
<b>Brief Project Description:</b>	Marketing	<b>Fiscal Year Cost:</b>	\$ 165,555
<b>Sec 5309 ID Number:</b>		<b>Total Project Cost (YOE):</b>	\$ 165,555
		<b>Trans. Dev. Credits Requested:</b>	
<b>Amendment Date &amp; Action:</b>	11/08/2017 Added; Moved 09.10.2018   Admin. 10/8/2019	<b>Trans. Deve Credits Awarded (Date &amp; Amount):</b>	

Admin.

<u>General Project Information</u>		<u>Funding Information (YOE)</u>	
<b>Project Sponsor:</b>	City of McAllen	<b>Federal Funding Category:</b>	5307
<b>MPO Project #</b>	HCMM-046	<b>Federal (FTA) Funds:</b>	\$ 40,000
<b>Apportionment Year:</b>	2017	<b>State Funds from TxDOT:</b>	
<b>Project Phase:</b>		<b>Other Funds:</b>	
<b>Brief Project Description:</b>	Safety & Security Improvements	<b>Fiscal Year Cost:</b>	\$ 40,000
<b>Sec 5309 ID Number:</b>		<b>Total Project Cost (YOE):</b>	\$ 40,000
		<b>Trans. Dev. Credits Requested:</b>	\$ 10,000
<b>Amendment Date &amp; Action:</b>	11/08/2017 Added; Moved 09.10.2018	<b>Trans. Deve Credits Awarded (Date &amp; Amount):</b>	

<u>General Project Information</u>		<u>Funding Information (YOE)</u>	
<b>Project Sponsor:</b>	City of McAllen	<b>Federal Funding Category:</b>	5307
<b>MPO Project #</b>	HCMM-053	<b>Federal (FTA) Funds:</b>	\$ 242,644
		<b>State Funds from TxDOT:</b>	
<b>Apportionment Year:</b>	2015	<b>Other Funds:</b>	\$ 60,661
<b>Project Phase:</b>		<b>Fiscal Year Cost:</b>	\$ 242,644
<b>Brief Project Description:</b>	Capitalize Paratransit	<b>Total Project Cost (YOE):</b>	\$ 242,644
<b>Sec 5309 ID Number:</b>		<b>Trans. Dev. Credits Requested:</b>	\$ 60,661
<b>Amendment Date &amp; Action:</b>	11/08/2017 Added; moved 09.10.2018	<b>Trans. Deve Credits Awarded (Date &amp; Amount):</b>	

<u>General Project Information</u>		<u>Funding Information (YOE)</u>	
<b>Project Sponsor:</b>	City of McAllen	<b>Federal Funding Category:</b>	5307
<b>MPO Project #</b>	HCMM-054	<b>Federal (FTA) Funds:</b>	\$ 149,536
		<b>State Funds from TxDOT:</b>	
<b>Apportionment Year:</b>	2014	<b>Other Funds:</b>	\$ 37,384
<b>Project Phase:</b>		<b>Fiscal Year Cost:</b>	\$ 186,920
<b>Brief Project Description:</b>	Bike Amenities	<b>Total Project Cost (YOE):</b>	\$ 186,920
<b>Sec 5309 ID Number:</b>		<b>Trans. Dev. Credits Requested:</b>	
<b>Amendment Date &amp; Action:</b>	Added 09.10.2018	<b>Trans. Deve Credits Awarded (Date &amp; Amount):</b>	

<u>General Project Information</u>		<u>Funding Information (YOE)</u>	
<b>Project Sponsor:</b>	City of McAllen	<b>Federal Funding Category:</b>	5307
<b>MPO Project #</b>	HCMM-055	<b>Federal (FTA) Funds:</b>	\$ 1,617,192
		<b>State Funds from TxDOT:</b>	\$ -
<b>Apportionment Year:</b>	2019	<b>Other Funds:</b>	\$ -
<b>Project Phase:</b>		<b>Fiscal Year Cost:</b>	\$ 1,617,192
<b>Brief Project Description:</b>	Park and Ride South	<b>Total Project Cost (YOE):</b>	\$ 1,617,192
<b>Sec 5309 ID Number:</b>		<b>Trans. Dev. Credits Requested:</b>	\$ 404,298
<b>Amendment Date &amp; Action:</b>	Added 3/20/19	<b>Trans. Deve Credits Awarded (Date &amp; Amount):</b>	

Moved  
 to 2020

Federal Share (5307)	\$	14,244,072
Local Share (5307)	\$	2,400,089
Federal Share 5310	\$	44,895
Local Share 5310	\$	8,979
State Share	\$	460,766
<b>Total Cost</b>	\$	<u>17,158,801</u>

Federal JARC	\$	-
Local JARC	\$	-
Federal New Freedom	\$	-
Local New Freedom	\$	-
Federal Share 5339	\$	2,631,246
Local Share 5339	\$	403,254
<b>Total</b>	\$	<u>20,193,301</u>

Development credits	\$	2,744,764
---------------------	----	-----------

**FY 2020 TRANSIT PROJECT LISTING**

**HIDALGO COUNTY AREA - RGVMPO TRANSPORTATION IMPROVEMENT PROGRAM**

PHARR DISTRICT

YOE = Year of Expenditure

<u>General Project Information</u>		<u>Funding Information (YOE)</u>	
<b>Project Sponsor:</b>	LRGVDC	<b>Federal Funding Category:</b>	5339
<b>MPO Project #</b>	HCVM-046	<b>Federal (FTA) Funds:</b>	\$ 532,369
		<b>State Funds from TxDOT:</b>	\$ -
<b>Apportionment Year:</b>	2018	<b>Other Funds:</b>	\$ 106,474
<b>Project Phase:</b>		<b>Fiscal Year Cost:</b>	\$ 532,369
<b>Brief Project Description:</b>	Capital - Fare Collection	<b>Total Project Cost (YOE):</b>	\$ 532,369
<b>Sec 5309 ID Number:</b>		<b>Trans. Dev. Credits Requested:</b>	\$ 106,474
<b>Amendment Date &amp; Action:</b>	4-17-14:Added   Revised 12.11.2017 / Revised 3/16/19   Admin. 12/2/2019	<b>Trans. Deve Credits Awarded (Date &amp; Amount):</b>	

<u>General Project Information</u>		<u>Funding Information (YOE)</u>	
<b>Project Sponsor:</b>	LRGVDC	<b>Federal Funding Category:</b>	5307
<b>MPO Project #</b>	HCVM-065	<b>Federal (FTA) Funds:</b>	\$ 801,023
		<b>State Funds from TxDOT:</b>	\$ -
<b>Apportionment Year:</b>	2019	<b>Other Funds:</b>	\$ 160,205
<b>Project Phase:</b>		<b>Fiscal Year Cost:</b>	\$ 961,228
<b>Brief Project Description:</b>	Fleet Expansion (Trolleys)	<b>Total Project Cost (YOE):</b>	\$ 961,228
<b>Sec 5309 ID Number:</b>		<b>Trans. Dev. Credits Requested:</b>	
<b>Amendment Date &amp; Action:</b>	Added 4/21/2016   Revised 3/27/2018 / Revised 3/16/19   Admin. 12/2/2019	<b>Trans. Deve Credits Awarded (Date &amp; Amount):</b>	

<u>General Project Information</u>		<u>Funding Information (YOE)</u>	
<b>Project Sponsor:</b>	LRGVDC	<b>Federal Funding Category:</b>	5307
<b>MPO Project #</b>	HCVM-066	<b>Federal (FTA) Funds:</b>	\$ 820,000
		<b>State Funds from TxDOT:</b>	\$ -
<b>Apportionment Year:</b>	2019	<b>Other Funds:</b>	\$ 164,000
<b>Project Phase:</b>		<b>Fiscal Year Cost:</b>	\$ 820,000
<b>Brief Project Description:</b>	Capital - Mechanics, Assistance & Preventive Maintenance	<b>Total Project Cost (YOE):</b>	\$ 820,000
<b>Sec 5309 ID Number:</b>		<b>Trans. Dev. Credits Requested:</b>	\$ 164,000
<b>Amendment Date &amp; Action:</b>	Added 4/21/2016   Revised 3/27/2018   Revised 11/30/18 / Revised 3/16/19   Admin. 12/2/2019	<b>Trans. Deve Credits Awarded (Date &amp; Amount):</b>	

<u>General Project Information</u>		<u>Funding Information (YOE)</u>	
<b>Project Sponsor:</b>	LRGVDC	<b>Federal Funding Category:</b>	5307
<b>MPO Project #</b>	HCVM-067	<b>Federal (FTA) Funds:</b>	\$ 3,457,198
<b>Apportionment Year:</b>	(2019) \$1,589,148	<b>State Funds from TxDOT:</b>	\$ -
<b>Project Phase:</b>		<b>Other Funds:</b>	\$ 3,457,198
<b>Brief Project Description:</b>	Operations	<b>Fiscal Year Cost:</b>	\$ 6,914,396
<b>Sec 5309 ID Number:</b>		<b>Total Project Cost (YOE):</b>	\$ 6,914,396
<b>Amendment Date &amp; Action:</b>	Added 4/21/2016   Revised 3/27/2018   Revised 11/30/18   Admin. 12/2/2019	<b>Trans. Deve Credits Awarded (Date &amp; Amount):</b>	

<u>General Project Information</u>		<u>Funding Information (YOE)</u>	
<b>Project Sponsor:</b>	LRGVDC	<b>Federal Funding Category:</b>	5307
<b>MPO Project #</b>	HCVM-071	<b>Federal (FTA) Funds:</b>	\$ 520,023
<b>Apportionment Year:</b>	2020	<b>State Funds from TxDOT:</b>	\$ -
<b>Project Phase:</b>		<b>Other Funds:</b>	\$ 130,006
<b>Brief Project Description:</b>	Hidalgo County Transit Capital Improvement Program	<b>Fiscal Year Cost:</b>	\$ 650,029
<b>Sec 5309 ID Number:</b>		<b>Total Project Cost (YOE):</b>	\$ 650,029
<b>Amendment Date &amp; Action:</b>	Added 4/21/2016   Revised 11/30/18	<b>Trans. Deve Credits Awarded (Date &amp; Amount):</b>	

<u>General Project Information</u>		<u>Funding Information (YOE)</u>	
<b>Project Sponsor:</b>	LRGVDC	<b>Federal Funding Category:</b>	5307
<b>MPO Project #</b>	HCVM-072	<b>Federal (FTA) Funds:</b>	\$ 894,148
<b>Apportionment Year:</b>	2020	<b>State Funds from TxDOT:</b>	\$ -
<b>Project Phase:</b>		<b>Other Funds:</b>	\$ 223,537
<b>Brief Project Description:</b>	Capital - Mechanics, Assistance & Preventive Maintenance	<b>Fiscal Year Cost:</b>	\$ 1,117,685
<b>Sec 5309 ID Number:</b>		<b>Total Project Cost (YOE):</b>	\$ 1,117,685
<b>Amendment Date &amp; Action:</b>	Added 4/21/2016   Revised 11/30/18	<b>Trans. Deve Credits Awarded (Date &amp; Amount):</b>	

<u>General Project Information</u>		<u>Funding Information (YOE)</u>	
<b>Project Sponsor:</b>	LRGVDC	<b>Federal Funding Category:</b>	5307
<b>MPO Project #</b>	HCVM-073	<b>Federal (FTA) Funds:</b>	\$ 1,600,000
		<b>State Funds from TxDOT:</b>	\$ -
<b>Apportionment Year:</b>	2020	<b>Other Funds:</b>	\$ 1,600,000
<b>Project Phase:</b>		<b>Fiscal Year Cost:</b>	\$ 3,200,000
<b>Brief Project Description:</b>	Operations	<b>Total Project Cost (YOE):</b>	\$ 3,200,000
<b>Sec 5309 ID Number:</b>		<b>Trans. Dev. Credits Requested:</b>	
<b>Amendment Date &amp; Action:</b>	Added 4/21/2016	<b>Trans. Deve Credits Awarded (Date &amp; Amount):</b>	

<u>General Project Information</u>		<u>Funding Information (YOE)</u>	
<b>Project Sponsor:</b>	LRGVDC	<b>Federal Funding Category:</b>	
<b>MPO Project #</b>	HCVM-074	<b>Federal (FTA) Funds:</b>	\$ -
		<b>State Funds from TxDOT:</b>	\$ 250,709
<b>Apportionment Year:</b>	2020	<b>Other Funds:</b>	\$ -
<b>Project Phase:</b>		<b>Fiscal Year Cost:</b>	\$ 250,709
<b>Brief Project Description:</b>	Operations	<b>Total Project Cost (YOE):</b>	\$ 250,709
<b>Sec 5309 ID Number:</b>		<b>Trans. Dev. Credits Requested:</b>	
<b>Amendment Date &amp; Action:</b>	Added 4/21/2016	<b>Trans. Deve Credits Awarded (Date &amp; Amount):</b>	

<u>General Project Information</u>		<u>Funding Information (YOE)</u>	
<b>Project Sponsor:</b>	LRGVDC	<b>Federal Funding Category:</b>	5339
<b>MPO Project #</b>	HCVM-075	<b>Federal (FTA) Funds:</b>	\$ 532,369
		<b>State Funds from TxDOT:</b>	\$ -
<b>Apportionment Year:</b>	2020	<b>Other Funds:</b>	\$ 133,092
<b>Project Phase:</b>		<b>Fiscal Year Cost:</b>	\$ 665,461
<b>Brief Project Description:</b>	Capital	<b>Total Project Cost (YOE):</b>	\$ 665,461
<b>Sec 5309 ID Number:</b>		<b>Trans. Dev. Credits Requested:</b>	
<b>Amendment Date &amp; Action:</b>	Added 4/21/2016	<b>Trans. Deve Credits Awarded (Date &amp; Amount):</b>	

<u>General Project Information</u>		<u>Funding Information (YOE)</u>	
<b>Project Sponsor:</b>	LRGVDC	<b>Federal Funding Category:</b>	5310
<b>MPO Project #</b>	HCVM-076	<b>Federal (FTA) Funds:</b>	\$ 584,124
		<b>State Funds from TxDOT:</b>	\$ -
<b>Apportionment Year:</b>	2020	<b>Other Funds:</b>	\$ 146,031
<b>Project Phase:</b>		<b>Fiscal Year Cost:</b>	\$ 730,155
<b>Brief Project Description:</b>	Capital	<b>Total Project Cost (YOE):</b>	\$ 730,155
<b>Sec 5309 ID Number:</b>		<b>Trans. Dev. Credits Requested:</b>	
<b>Amendment Date &amp; Action:</b>	Added 4/21/2016	<b>Trans. Deve Credits Awarded (Date &amp; Amount):</b>	

<u>General Project Information</u>		<u>Funding Information (YOE)</u>	
<b>Project Sponsor:</b>	LRGVDC	<b>Federal Funding Category:</b>	5307
<b>MPO Project #</b>	HCVM-077	<b>Federal (FTA) Funds:</b>	\$ 202,920
		<b>State Funds from TxDOT:</b>	\$ -
<b>Apportionment Year:</b>	2018	<b>Other Funds:</b>	\$ 40,584
<b>Project Phase:</b>		<b>Fiscal Year Cost:</b>	\$ 243,504
<b>Brief Project Description:</b>	Technology	<b>Total Project Cost (YOE):</b>	\$ 243,504
<b>Sec 5309 ID Number:</b>		<b>Trans. Dev. Credits Requested:</b>	\$ 40,584
<b>Amendment Date &amp; Action:</b>	09.19.2016 Added   Moved 3/27/2018 / Revised 3/16/19   Admin. 12/2/2019	<b>Trans. Deve Credits Awarded (Date &amp; Amount):</b>	

<u>General Project Information</u>		<u>Funding Information (YOE)</u>	
<b>Project Sponsor:</b>	LRGVDC	<b>Federal Funding Category:</b>	5307
<b>MPO Project #</b>	HCVM-079	<b>Federal (FTA) Funds:</b>	\$ 300,000
		<b>State Funds from TxDOT:</b>	\$ -
<b>Apportionment Year:</b>	(2018) \$96,000 (2019) \$204,000	<b>Other Funds:</b>	\$ 60,000
<b>Project Phase:</b>		<b>Fiscal Year Cost:</b>	\$ 360,000
<b>Brief Project Description:</b>	Planning Study	<b>Total Project Cost (YOE):</b>	\$ 360,000
<b>Sec 5309 ID Number:</b>		<b>Trans. Dev. Credits Requested:</b>	\$ -
<b>Amendment Date &amp; Action:</b>	Added 12.11.2017   Revised and Moved 3/27/2018 / Revised 3/16/19   Admin. 12/2/2019	<b>Trans. Deve Credits Awarded (Date &amp; Amount):</b>	

<u>General Project Information</u>		<u>Funding Information (YOE)</u>	
<b>Project Sponsor:</b>	LRGVDC	<b>Federal Funding Category:</b>	5307
<b>MPO Project #</b>	HCVM-094	<b>Federal (FTA) Funds:</b>	\$ 400,000
		<b>State Funds from TxDOT:</b>	\$ -
<b>Apportionment Year:</b>	2020	<b>Other Funds:</b>	\$ 100,000
<b>Project Phase:</b>		<b>Fiscal Year Cost:</b>	\$ 500,000
<b>Brief Project Description:</b>	City of Hidalgo Streetscape Project	<b>Total Project Cost (YOE):</b>	\$ 500,000
<b>Sec 5309 ID Number:</b>		<b>Trans. Dev. Credits Requested:</b>	
<b>Amendment Date &amp; Action:</b>	Added 11/30/18	<b>Trans. Deve Credits Awarded (Date &amp; Amount):</b>	

<u>General Project Information</u>		<u>Funding Information (YOE)</u>	
<b>Project Sponsor:</b>	LRGVDC	<b>Federal Funding Category:</b>	5339
<b>MPO Project #</b>	HCVM-095	<b>Federal (FTA) Funds:</b>	\$ 253,566
		<b>State Funds from TxDOT:</b>	\$ -
<b>Apportionment Year:</b>	2018 (253,566)	<b>Other Funds:</b>	\$ 50,713
<b>Project Phase:</b>		<b>Fiscal Year Cost:</b>	\$ 253,566
<b>Brief Project Description:</b>	Capital - Support and Revenue Vehicles	<b>Total Project Cost (YOE):</b>	\$ 253,566
<b>Sec 5309 ID Number:</b>		<b>Trans. Dev. Credits Requested:</b>	\$ 50,713
<b>Amendment Date &amp; Action:</b>	Added 3/16/19   Admin. 12/2/2019	<b>Trans. Deve Credits Awarded (Date &amp; Amount):</b>	

<u>General Project Information</u>		<u>Funding Information (YOE)</u>	
<b>Project Sponsor:</b>	LRGVDC	<b>Federal Funding Category:</b>	5307
<b>MPO Project #</b>	HCVM-096	<b>Federal (FTA) Funds:</b>	\$ 295,098
		<b>State Funds from TxDOT:</b>	\$ -
<b>Apportionment Year:</b>	2017 (232,098) 2018 (63,000)	<b>Other Funds:</b>	\$ 59,020
<b>Project Phase:</b>		<b>Fiscal Year Cost:</b>	\$ 295,098
<b>Brief Project Description:</b>	Bus Stop Improvements	<b>Total Project Cost (YOE):</b>	\$ 295,098
<b>Sec 5309 ID Number:</b>		<b>Trans. Dev. Credits Requested:</b>	\$ 59,020
<b>Amendment Date &amp; Action:</b>	Added 3/16/19   Admin. 12/2/2019	<b>Trans. Deve Credits Awarded (Date &amp; Amount):</b>	

<u>General Project Information</u>		<u>Funding Information (YOE)</u>	
<b>Project Sponsor:</b>	LRGVDC	<b>Federal Funding Category:</b>	5307
<b>MPO Project #</b>	HCVM-097	<b>Federal (FTA) Funds:</b>	\$ 1,920,023
<b>Apportionment Year:</b>	2017 (920,023) 2018 (1,000,000)	<b>State Funds from TxDOT:</b>	\$ -
<b>Project Phase:</b>		<b>Other Funds:</b>	\$ 384,005
<b>Brief Project Description:</b>	San Juan Transit Station	<b>Fiscal Year Cost:</b>	\$ 2,304,028
<b>Sec 5309 ID Number:</b>		<b>Total Project Cost (YOE):</b>	\$ 2,304,028
<b>Amendment Date &amp; Action:</b>	Added 3/16/19   Admin. 12/2/2019	<b>Trans. Dev. Credits Requested:</b>	
		<b>Trans. Deve Credits Awarded (Date &amp; Amount):</b>	

<u>General Project Information</u>		<u>Funding Information (YOE)</u>	
<b>Project Sponsor:</b>	LRGVDC	<b>Federal Funding Category:</b>	5307
<b>MPO Project #</b>	HCVM-098	<b>Federal (FTA) Funds:</b>	\$ 120,000
<b>Apportionment Year:</b>	2019	<b>State Funds from TxDOT:</b>	\$ -
<b>Project Phase:</b>		<b>Other Funds:</b>	\$ 24,000
<b>Brief Project Description:</b>	Support Vehicles (Maintenance/Support)	<b>Fiscal Year Cost:</b>	\$ 120,000
<b>Sec 5309 ID Number:</b>		<b>Total Project Cost (YOE):</b>	\$ 120,000
<b>Amendment Date &amp; Action:</b>	Added 3/16/19   Admin. 12/2/2019	<b>Trans. Dev. Credits Requested:</b>	\$ 24,000
		<b>Trans. Deve Credits Awarded (Date &amp; Amount):</b>	

<u>General Project Information</u>		<u>Funding Information (YOE)</u>	
<b>Project Sponsor:</b>	LRGVDC	<b>Federal Funding Category:</b>	5310
<b>MPO Project #</b>	HCVM-100	<b>Federal (FTA) Funds:</b>	\$ 1,537,662
<b>Apportionment Year:</b>	(2018) 537,641	<b>State Funds from TxDOT:</b>	\$ -
<b>Project Phase:</b>	(2019) 474,776	<b>Other Funds:</b>	
<b>Brief Project Description:</b>	Capital	<b>Fiscal Year Cost:</b>	\$ 1,537,662
<b>Sec 5309 ID Number:</b>		<b>Total Project Cost (YOE):</b>	\$ 1,537,662
<b>Amendment Date &amp; Action:</b>	4-17-14:Added   Moved 3/27/2018   Revised 3/16/19   Revised 6/20/2019   Admin. 12/2/2019	<b>Trans. Dev. Credits Requested:</b>	\$ 307,532
		<b>Trans. Deve Credits Awarded (Date &amp; Amount):</b>	

<u>General Project Information</u>		<u>Funding Information (YOE)</u>	
<b>Project Sponsor:</b>	LRGVDC	<b>Federal Funding Category:</b>	5310
<b>MPO Project #</b>	HCVM-101	<b>Federal (FTA) Funds:</b>	\$ 25,000
<b>Apportionment Year:</b>		<b>State Funds from TxDOT:</b>	\$ -
<b>Project Phase:</b>	(2019) 25,000	<b>Other Funds:</b>	\$ 25,000
<b>Brief Project Description:</b>	Operations	<b>Fiscal Year Cost:</b>	\$ 50,000
<b>Sec 5309 ID Number:</b>		<b>Total Project Cost (YOE):</b>	\$ 50,000
<b>Amendment Date &amp; Action:</b>	Admin. 12/2/2019	<b>Trans. Dev. Credits Requested:</b>	
		<b>Trans. Deve Credits Awarded (Date &amp; Amount):</b>	

<u>General Project Information</u>		<u>Funding Information (YOE)</u>	
<b>Project Sponsor:</b>	LRGVDC	<b>Federal Funding Category:</b>	5310
<b>MPO Project #</b>	HCVM-102	<b>Federal (FTA) Funds:</b>	\$ 178,618
<b>Apportionment Year:</b>	(2018) 59,738	<b>State Funds from TxDOT:</b>	\$ -
<b>Project Phase:</b>	(2019) 60,519	<b>Other Funds:</b>	\$ 178,618
<b>Brief Project Description:</b>	Admin.	<b>Fiscal Year Cost:</b>	\$ 178,618
<b>Sec 5309 ID Number:</b>		<b>Total Project Cost (YOE):</b>	\$ 178,618
<b>Amendment Date &amp; Action:</b>	Admin. 12/2/2019	<b>Trans. Dev. Credits Requested:</b>	
		<b>Trans. Deve Credits Awarded (Date &amp; Amount):</b>	

<b>General Project Information</b>		<b>Funding Information (YOE)</b>	
<b>Project Sponsor:</b>	City of McAllen	<b>Federal Funding Category:</b>	5307
<b>MPO Project #</b>	HCMM-039	<b>Federal (FTA) Funds:</b>	\$ 687,831
		<b>State Funds from TxDOT:</b>	\$ -
<b>Apportionment Year:</b>	2020	<b>Other Funds:</b>	\$ 687,831
<b>Project Phase:</b>		<b>Fiscal Year Cost:</b>	\$ 1,375,662
<b>Brief Project Description:</b>	Operating Assistance	<b>Total Project Cost (YOE):</b>	\$ 1,375,662
<b>Sec 5309 ID Number:</b>		<b>Trans. Dev. Credits Requested:</b>	
<b>Amendment Date &amp; Action:</b>	Added 4/21/2016	<b>Trans. Deve Credits Awarded (Date &amp; Amount):</b>	

<b>General Project Information</b>		<b>Funding Information (YOE)</b>	
<b>Project Sponsor:</b>	City of McAllen	<b>Federal Funding Category:</b>	5307
<b>MPO Project #</b>	HCMM-040	<b>Federal (FTA) Funds:</b>	\$ 834,384
		<b>State Funds from TxDOT:</b>	\$ -
<b>Apportionment Year:</b>	2020	<b>Other Funds:</b>	\$ 208,596
<b>Project Phase:</b>		<b>Fiscal Year Cost:</b>	\$ 1,042,980
<b>Brief Project Description:</b>	Preventive Maintenance	<b>Total Project Cost (YOE):</b>	\$ 1,042,980
<b>Sec 5309 ID Number:</b>		<b>Trans. Dev. Credits Requested:</b>	
<b>Amendment Date &amp; Action:</b>	Added 4/21/2016   Subtracted \$1,302,808 - 7.11.19	<b>Trans. Deve Credits Awarded (Date &amp; Amount):</b>	

<u>General Project Information</u>		<u>Funding Information (YOE)</u>	
<b>Project Sponsor:</b>	City of McAllen	<b>Federal Funding Category:</b>	
<b>MPO Project #</b>	HCMM-041	<b>Federal (FTA) Funds:</b>	
<b>Apportionment Year:</b>	2020	<b>State Funds from TxDOT:</b>	\$ 210,057
<b>Project Phase:</b>		<b>Other Funds:</b>	
<b>Brief Project Description:</b>	Administration/Operation	<b>Fiscal Year Cost:</b>	\$ 210,057
<b>Sec 5309 ID Number:</b>		<b>Total Project Cost (YOE):</b>	\$ 210,057
<b>Amendment Date &amp; Action:</b>	Added 4/21/2016	<b>Trans. Dev. Credits Requested:</b>	
		<b>Trans. Deve Credits Awarded (Date &amp; Amount):</b>	

<u>General Project Information</u>		<u>Funding Information (YOE)</u>	
Project Sponsor:	City of McAllen	Federal Funding Category:	5307
MPO Project Information (reference number, etc.)	HCMM-055	Federal (FTA) Funds	\$ 3,800,000
Apportionment Year	2017 (\$ 682,321)   2019 (\$ 1,734,871)   2020 (\$ 1,382,808)	State Funds from TxDOT:	
Project Phase:		Other Funds	\$ 796,478
Brief Project Description:	Park and Ride South	Fiscal Year Cost	\$ 4,596,478
Sec 5309 ID Number		Total Project Cost (YOE)	\$ 4,596,478
Amendment Date & Action	Added 3/20/19   Moved to 2020 and Added 1,302,808 from 2020, removed TDC's for land as leverage - 7.11.19   Admin: App. Year, Funding 10/8/2019	Trans. Dev. Credits Requested	
		Trans. Deve Credits Awarded (Date & Amount)	

Federal Share (5307)	\$	18,393,928
Local Share (5307)	\$	7,832,856
State Share	\$	460,766
<b>Total Cost</b>	<b>\$</b>	<b>26,687,550</b>

Federal JARC	\$	-
Local JARC	\$	-
Federal New Freedom	\$	-
Local New Freedom	\$	-
Federal Share 5310	\$	2,325,404
Local Share 5310	\$	171,031
Federal Share 5339	\$	1,318,304
Local Share 5339	\$	133,092

**Total** \$ 30,635,381

Development credits \$ 752,323

**FY 2021 TRANSIT PROJECT LISTING**

**HIDALGO COUNTY AREA - RGVMPO TRANSPORTATION IMPROVEMENT PROGRAM**

PHARR DISTRICT

YOE = Year of Expenditure

<u>General Project Information</u>		<u>Funding Information (YOE)</u>	
Project Sponsor:	LRGVDC	<b>Federal Funding Category:</b>	5307
MPO Project #	HCVM-080	<b>Federal (FTA) Funds:</b>	\$ 920,023
Apportionment Year:	2021	<b>State Funds from TxDOT:</b>	\$ -
Project Phase:		<b>Other Funds:</b>	\$ 230,006
Brief Project Description:	Hidalgo County Transit Capital Improvement Program	<b>Fiscal Year Cost:</b>	\$ 1,150,029
Sec 5309 ID Number:		<b>Total Project Cost (YOE):</b>	\$ 1,150,029
Amendment Date & Action:	Added 3/26/18	<b>Trans. Dev. Credits Requested:</b>	
		<b>Trans. Deve Credits Awarded (Date &amp; Amount):</b>	

<u>General Project Information</u>		<u>Funding Information (YOE)</u>	
Project Sponsor:	LRGVDC	<b>Federal Funding Category:</b>	5307
MPO Project #	HCVM-081	<b>Federal (FTA) Funds:</b>	\$ 385,000
Apportionment Year	2021	<b>State Funds from TxDOT:</b>	\$ -
Project Phase:		<b>Other Funds:</b>	\$ 96,250
Brief Project Description:	Capital - Mechanics, Assistance & Preventive Maintenance	<b>Fiscal Year Cost:</b>	\$ 481,250
Sec 5309 ID Number:		<b>Total Project Cost (YOE):</b>	\$ 481,250
Amendment Date & Action:	Added 3/26/18	<b>Trans. Dev. Credits Requested:</b>	
		<b>Trans. Deve Credits Awarded (Date &amp; Amount):</b>	

<u>General Project Information</u>		<u>Funding Information (YOE)</u>	
Project Sponsor:	LRGVDC	<b>Federal Funding Category:</b>	5307
MPO Project #	HCVM-082	<b>Federal (FTA) Funds:</b>	\$ 1,600,000
Apportionment Year	2021	<b>State Funds from TxDOT:</b>	\$ -
Project Phase:		<b>Other Funds:</b>	\$ 1,600,000
Brief Project Description:	Operations	<b>Fiscal Year Cost:</b>	\$ 3,200,000
Sec 5309 ID Number:		<b>Total Project Cost (YOE):</b>	\$ 3,200,000
Amendment Date & Action:	Added 3/26/18	<b>Trans. Dev. Credits Requested:</b>	
		<b>Trans. Deve Credits Awarded (Date &amp; Amount):</b>	

<u>General Project Information</u>		<u>Funding Information (YOE)</u>	
Project Sponsor:	LRGVDC	<b>Federal Funding Category:</b>	
MPO Project #	HCVM-083	<b>Federal (FTA) Funds:</b>	\$ -
Apportionment Year	2021	<b>State Funds from TxDOT:</b>	\$ 250,709
Project Phase:		<b>Other Funds:</b>	\$ -
Brief Project Description:	Operations	<b>Fiscal Year Cost:</b>	\$ 250,709
Sec 5309 ID Number:		<b>Total Project Cost (YOE):</b>	\$ 250,709
		<b>Trans. Dev. Credits Requested:</b>	

**Amendment Date & Action:** Added 3/26/18

**Trans. Deve Credits Awarded (Date & Amount):**

<u>General Project Information</u>		<u>Funding Information (YOE)</u>	
<b>Project Sponsor:</b>	LRGVDC	<b>Federal Funding Category:</b>	5339
<b>MPO Project #</b>	HCVM-084	<b>Federal (FTA) Funds:</b>	\$ 532,369
<b>Apportionment Year</b>	2021	<b>State Funds from TxDOT:</b>	\$ -
<b>Project Phase:</b>		<b>Other Funds:</b>	\$ 133,092
<b>Brief Project Description:</b>	Capital	<b>Fiscal Year Cost:</b>	\$ 665,461
<b>Sec 5309 ID Number:</b>		<b>Total Project Cost (YOE):</b>	\$ 665,461
<b>Amendment Date &amp; Action:</b>	Added 3/26/18	<b>Trans. Dev. Credits Requested:</b>	
		<b>Trans. Deve Credits Awarded (Date &amp; Amount):</b>	

<u>General Project Information</u>		<u>Funding Information (YOE)</u>	
<b>Project Sponsor:</b>	LRGVDC	<b>Federal Funding Category:</b>	5310
<b>MPO Project #</b>	HCVM-085	<b>Federal (FTA) Funds:</b>	\$ 584,124
<b>Apportionment Year</b>	2021	<b>State Funds from TxDOT:</b>	\$ -
<b>Project Phase:</b>		<b>Other Funds:</b>	\$ 146,031
<b>Brief Project Description:</b>	Capital	<b>Fiscal Year Cost:</b>	\$ 730,155
<b>Sec 5309 ID Number:</b>		<b>Total Project Cost (YOE):</b>	\$ 730,155
<b>Amendment Date &amp; Action:</b>	Added 3/26/18	<b>Trans. Dev. Credits Requested:</b>	
		<b>Trans. Deve Credits Awarded (Date &amp; Amount):</b>	

<u>General Project Information</u>		<u>Funding Information (YOE)</u>	
<b>Project Sponsor:</b>	City of McAllen	<b>Federal Funding Category:</b>	5307
<b>MPO Project #</b>	HCMM-047	<b>Federal (FTA) Funds:</b>	\$ 687,831
<b>Apportionment Year</b>	2021	<b>State Funds from TxDOT:</b>	\$ -
<b>Project Phase:</b>		<b>Other Funds:</b>	\$ 687,831
<b>Brief Project Description:</b>	Operating Assistance	<b>Fiscal Year Cost:</b>	\$ 1,375,662
<b>Sec 5309 ID Number:</b>		<b>Total Project Cost (YOE):</b>	\$ 1,375,662
<b>Amendment Date &amp; Action:</b>	Added 3/29/2018	<b>Trans. Dev. Credits Requested:</b>	
		<b>Trans. Deve Credits Awarded (Date &amp; Amount):</b>	

General Project Information		Funding Information (YOE)	
Project Sponsor:	City of McAllen	Federal Funding Category:	5307
MPO Project #	HCMM-048	Federal (FTA) Funds:	\$ 900,000
Apportionment Year	2021	State Funds from TxDOT:	\$ -
Project Phase:		Other Funds:	\$ 225,000
Brief Project Description:	Preventive Maintenance	Fiscal Year Cost:	\$ 1,125,000
Sec 5309 ID Number:		Total Project Cost (YOE):	\$ 1,125,000
Amendment Date & Action:	Added 3/29/2018   Admin. 10/8/2019	Trans. Dev. Credits Requested:	
		Trans. Deve Credits Awarded (Date & Amount):	

Admin.

General Project Information		Funding Information (YOE)	
Project Sponsor:	City of McAllen	Federal Funding Category:	
MPO Project #	HCMM-049	Federal (FTA) Funds:	
Apportionment Year	2021	State Funds from TxDOT:	\$ 210,057
Project Phase:		Other Funds:	
Brief Project Description:	Administration/Operation	Fiscal Year Cost:	\$ 210,057
Sec 5309 ID Number:		Total Project Cost (YOE):	\$ 210,057
Amendment Date & Action:	Added 3/29/2018	Trans. Dev. Credits Requested:	
		Trans. Deve Credits Awarded (Date & Amount):	

Federal Share (5307)	\$	4,492,854
Local Share (5307)	\$	2,839,087
State Share	\$	460,766
<b>Total Cost</b>	<b>\$</b>	<b>7,792,707</b>

Federal JARC	\$	-
Local JARC	\$	-
Federal New Freedom	\$	-
Local New Freedom	\$	-
Federal Share 5310	\$	584,124
Local Share 5310	\$	146,031
Federal Share 5339	\$	532,369
Local Share 5339	\$	133,092

**Total** \$ 9,188,323

Development credits \$ -

**FY 2022 TRANSIT PROJECT LISTING**

**HIDALGO COUNTY AREA - RGVMP O TRANSPORTATION IMPROVEMENT PROGRAM**

PHARR DISTRICT

YOE = Year of Expenditure

<u>General Project Information</u>		<u>Funding Information (YOE)</u>	
<b>Project Sponsor:</b>	LRGVDC	<b>Federal Funding Category:</b>	5307
<b>MPO Project #</b>	HCVM-086	<b>Federal (FTA) Funds:</b>	\$ 920,023
		<b>State Funds from TxDOT:</b>	\$ -
<b>Apportionment Year:</b>	2022	<b>Other Funds:</b>	\$ 230,006
<b>Project Phase:</b>		<b>Fiscal Year Cost:</b>	\$ 1,150,029
<b>Brief Project Description:</b>	Hidalgo County Transit Capital Improvement Program	<b>Total Project Cost (YOE):</b>	\$ 1,150,029
<b>Sec 5309 ID Number:</b>		<b>Trans. Dev. Credits Requested:</b>	
<b>Amendment Date &amp; Action:</b>	Added 3/26/18	<b>Trans. Deve Credits Awarded (Date &amp; Amount):</b>	
<u>General Project Information</u>		<u>Funding Information (YOE)</u>	
<b>Project Sponsor:</b>	LRGVDC	<b>Federal Funding Category:</b>	5307
<b>MPO Project #</b>	HCVM-087	<b>Federal (FTA) Funds:</b>	\$ 385,000
		<b>State Funds from TxDOT:</b>	\$ -
<b>Apportionment Year:</b>	2022	<b>Other Funds:</b>	\$ 96,250
<b>Project Phase:</b>		<b>Fiscal Year Cost:</b>	\$ 481,250
<b>Brief Project Description:</b>	Capital - Mechanics, Assistance & Preventive Maintenance	<b>Total Project Cost (YOE):</b>	\$ 481,250
<b>Sec 5309 ID Number:</b>		<b>Trans. Dev. Credits Requested:</b>	
<b>Amendment Date &amp; Action:</b>	Added 3/26/18	<b>Trans. Deve Credits Awarded (Date &amp; Amount):</b>	
<u>General Project Information</u>		<u>Funding Information (YOE)</u>	
<b>Project Sponsor:</b>	LRGVDC	<b>Federal Funding Category:</b>	5307
<b>MPO Project #</b>	HCVM-088	<b>Federal (FTA) Funds:</b>	\$ 1,600,000
		<b>State Funds from TxDOT:</b>	\$ -
<b>Apportionment Year:</b>	2022	<b>Other Funds:</b>	\$ 1,600,000
<b>Project Phase:</b>		<b>Fiscal Year Cost:</b>	\$ 3,200,000
<b>Brief Project Description:</b>	Operations	<b>Total Project Cost (YOE):</b>	\$ 3,200,000
<b>Sec 5309 ID Number:</b>		<b>Trans. Dev. Credits Requested:</b>	
<b>Amendment Date &amp; Action:</b>	Added 3/26/18	<b>Trans. Deve Credits Awarded (Date &amp; Amount):</b>	

<u>General Project Information</u>		<u>Funding Information (YOE)</u>	
<b>Project Sponsor:</b>	LRGVDC	<b>Federal Funding Category:</b>	
<b>MPO Project #</b>	HCVM-089	<b>Federal (FTA) Funds:</b>	\$ -
<b>Apportionment Year:</b>	2022	<b>State Funds from TxDOT:</b>	\$ 250,709
<b>Project Phase:</b>		<b>Other Funds:</b>	\$ -
<b>Brief Project Description:</b>	Operations	<b>Fiscal Year Cost:</b>	\$ 250,709
<b>Sec 5309 ID Number:</b>		<b>Total Project Cost (YOE):</b>	\$ 250,709
<b>Amendment Date &amp; Action:</b>	Added 3/26/18	<b>Trans. Dev. Credits Requested:</b>	
		<b>Trans. Deve Credits Awarded (Date &amp; Amount):</b>	
<u>General Project Information</u>		<u>Funding Information (YOE)</u>	
<b>Project Sponsor:</b>	LRGVDC	<b>Federal Funding Category:</b>	5339
<b>MPO Project #</b>	HCVM-090	<b>Federal (FTA) Funds:</b>	\$ 532,369
<b>Apportionment Year:</b>	2022	<b>State Funds from TxDOT:</b>	\$ -
<b>Project Phase:</b>		<b>Other Funds:</b>	\$ 133,092
<b>Brief Project Description:</b>	Capital	<b>Fiscal Year Cost:</b>	\$ 665,461
<b>Sec 5309 ID Number:</b>		<b>Total Project Cost (YOE):</b>	\$ 665,461
<b>Amendment Date &amp; Action:</b>	Added 3/26/18	<b>Trans. Dev. Credits Requested:</b>	
		<b>Trans. Deve Credits Awarded (Date &amp; Amount):</b>	
<u>General Project Information</u>		<u>Funding Information (YOE)</u>	
<b>Project Sponsor:</b>	LRGVDC	<b>Federal Funding Category:</b>	5310
<b>MPO Project #</b>	HCVM-091	<b>Federal (FTA) Funds:</b>	\$ 584,124
<b>Apportionment Year:</b>	2022	<b>State Funds from TxDOT:</b>	\$ -
<b>Project Phase:</b>		<b>Other Funds:</b>	\$ 146,031
<b>Brief Project Description:</b>	Capital	<b>Fiscal Year Cost:</b>	\$ 730,155
<b>Sec 5309 ID Number:</b>		<b>Total Project Cost (YOE):</b>	\$ 730,155
<b>Amendment Date &amp; Action:</b>	Added 3/26/18	<b>Trans. Dev. Credits Requested:</b>	
		<b>Trans. Deve Credits Awarded (Date &amp; Amount):</b>	

<u>General Project Information</u>		<u>Funding Information (YOE)</u>	
<b>Project Sponsor:</b>	City of McAllen	<b>Federal Funding Category:</b>	5307
<b>MPO Project #</b>	HCMM-050	<b>Federal (FTA) Funds:</b>	\$ 687,831
		<b>State Funds from TxDOT:</b>	\$ -
<b>Apportionment Year:</b>	2022	<b>Other Funds:</b>	\$ 687,831
<b>Project Phase:</b>		<b>Fiscal Year Cost:</b>	\$ 1,375,662
<b>Brief Project Description:</b>	Operating Assistance	<b>Total Project Cost (YOE):</b>	\$ 1,375,662
<b>Sec 5309 ID Number:</b>		<b>Trans. Dev. Credits Requested:</b>	
<b>Amendment Date &amp; Action:</b>	Added 3/29/2018	<b>Trans. Deve Credits Awarded (Date &amp; Amount):</b>	
<u>General Project Information</u>		<u>Funding Information (YOE)</u>	
<b>Project Sponsor:</b>	City of McAllen	<b>Federal Funding Category:</b>	5307
<b>MPO Project #</b>	HCMM-051	<b>Federal (FTA) Funds:</b>	\$ 2,217,192
		<b>State Funds from TxDOT:</b>	\$ -
<b>Apportionment Year:</b>	2022	<b>Other Funds:</b>	\$ 454,124
<b>Project Phase:</b>		<b>Fiscal Year Cost:</b>	\$ 2,671,316
<b>Brief Project Description:</b>	Preventive Maintenance	<b>Total Project Cost (YOE):</b>	\$ 2,671,316
<b>Sec 5309 ID Number:</b>		<b>Trans. Dev. Credits Requested:</b>	
<b>Amendment Date &amp; Action:</b>	Added 3/29/2018	<b>Trans. Deve Credits Awarded (Date &amp; Amount):</b>	
<u>General Project Information</u>		<u>Funding Information (YOE)</u>	
<b>Project Sponsor:</b>	City of McAllen	<b>Federal Funding Category:</b>	
<b>MPO Project #</b>	HCMM-052	<b>Federal (FTA) Funds:</b>	
		<b>State Funds from TxDOT:</b>	\$ 210,057
<b>Apportionment Year:</b>	2022	<b>Other Funds:</b>	
<b>Project Phase:</b>		<b>Fiscal Year Cost:</b>	\$ 210,057
<b>Brief Project Description:</b>	Administration/Operation	<b>Total Project Cost (YOE):</b>	\$ 210,057
<b>Sec 5309 ID Number:</b>		<b>Trans. Dev. Credits Requested:</b>	
<b>Amendment Date &amp; Action:</b>	Added 3/29/2018	<b>Trans. Deve Credits Awarded (Date &amp; Amount):</b>	

Federal Share (5307)	\$	5,810,046
Local Share (5307)	\$	3,068,211
State Share	\$	460,766
Total Cost	\$	<u>9,339,023</u>

Federal JARC	\$	-
Local JARC	\$	-
Federal New Freedom	\$	-
Local New Freedom	\$	-
Federal Share 5310	\$	584,124
Local Share 5310	\$	146,031
Federal Share 5339	\$	532,369
Local Share 5339	\$	133,092
<b>Total</b>	\$	<u>10,734,639</u>

Development credits \$ -

**Transit Financial Summary**  
**Hidalgo County Area - RGVMP**  
**FY 2019 - 2022 Transportation Improvement Program**

All Figures in Year of Expenditure (YOE) Dollars

Current as of December 2019

Transit Program	FY 2019			FY 2020			FY 2021		
	Federal	State/Other	Total	Federal	State/Other	Total	Federal	State/Other	Total
1 Sec. 5307 - Urbanized Formula >200K	14,244,072	2,400,089	16,644,161	18,393,928	7,832,856	26,226,784	4,492,854	2,839,087	7,331,941
2 Sec. 5307 - Urbanized Formula <200K	0	0	0	0	0	0	0	0	0
3 Sec. 5309 - Discretionary	0	0	0	0	0	0	0	0	0
4 Sec. 5310 - Elderly & Individuals w/Disabilities	44,895	8,979	53,874	2,325,404	171,031	2,496,435	584,124	146,031	730,155
5 Sec. 5311 - Nonurbanized Formula	0	0	0	0	0	0	0	0	0
6 Sec. 5316 - JARC >200K	0	0	0	0	0	0	0	0	0
7 Sec. 5316 - JARC <200K	0	0	0	0	0	0	0	0	0
8 Sec. 5316 - JARC Nonurbanized	0	0	0	0	0	0	0	0	0
9 Sec. 5317 - New Freedom >200K	0	0	0	0	0	0	0	0	0
10 Sec. 5317 - New Freedom <200K	0	0	0	0	0	0	0	0	0
11 Sec. 5317 - New Freedom Nonurbanized	0	0	0	0	0	0	0	0	0
12 Sec. 5339 - Bus & Bus Facilities	2,631,246	403,254	3,034,500	1,318,304	133,092	1,451,396	532,369	133,092	665,461
13 Other FTA	0	0	0	0	0	0	0	0	0
14 Regionally Significant or Other	0	460,766	460,766	0	460,766	460,766	0	460,766	460,766
<b>Total Funds</b>	<b>\$16,920,213</b>	<b>\$3,273,088</b>	<b>\$20,193,301</b>	<b>\$22,037,636</b>	<b>\$8,597,745</b>	<b>\$30,635,381</b>	<b>\$5,609,347</b>	<b>\$3,578,976</b>	<b>\$9,188,323</b>
<b>Transportation Development Credits</b>									
Requested			\$2,744,764			\$0			\$0
Awarded			\$0			\$0			\$0

All Figures in Year of Expenditure (YOE) Dollars

Transit Program	FY 2022			Total		
	Federal	State/Other	Total	Federal	State/Other	Total
1 Sec. 5307 - Urbanized Formula >200K	5,810,046	3,068,211	8,878,257	42,940,900	16,140,243	59,081,143
2 Sec. 5307 - Urbanized Formula <200K	0	0	0	0	0	0
3 Sec. 5309 - Discretionary	0	0	0	0	0	0
4 Sec. 5310 - Elderly & Individuals w/Disabilities	584,124	146,031	730,155	3,538,547	472,072	4,010,619
5 Sec. 5311 - Nonurbanized Formula	0	0	0	0	0	0
6 Sec. 5316 - JARC >200K	0	0	0	0	0	0
7 Sec. 5316 - JARC <200K	0	0	0	0	0	0
8 Sec. 5316 - JARC Nonurbanized	0	0	0	0	0	0
9 Sec. 5317 - New Freedom >200K	0	0	0	0	0	0
10 Sec. 5317 - New Freedom <200K	0	0	0	0	0	0
11 Sec. 5317 - New Freedom Nonurbanized	0	0	0	0	0	0
12 Sec. 5339 - Bus & Bus Facilities	532,369	133,092	665,461	5,014,288	802,530	5,816,818
13 Other FTA - 5311 (f)	0	0	0	0	0	0
14 Regionally Significant or Other	0	460,766	460,766	0	1,843,064	1,843,064
<b>Total Funds</b>	<b>\$6,926,539</b>	<b>\$3,808,100</b>	<b>\$10,734,639</b>	<b>\$51,493,735</b>	<b>\$19,257,908</b>	<b>\$70,751,643</b>
<b>Transportation Development Credits</b>						
Requested			\$0			\$2,744,764
Awarded			\$0			\$0

**Transit Financial Summary**  
**RGVMPO - Regional Totals**  
**FY 2019 - 2022 Transportation Improvement Program**

All Figures in Year of Expenditure (YOE) Dollars

Current as of December 2019

Transit Program	FY 2019			FY 2020			FY 2021		
	Federal	State/Other	Total	Federal	State/Other	Total	Federal	State/Other	Total
1 Sec. 5307 - Urbanized Formula >200K	16,636,561	4,640,994	21,277,555	20,786,417	10,073,761	30,860,178	6,885,343	5,079,992	11,965,335
2 Sec. 5307 - Urbanized Formula <200K	9,931,442	2,060,377	11,991,819	2,027,735	56,057	2,083,792	2,187,735	1,188,057	3,375,792
3 Sec. 5309 - Discretionary									
4 Sec. 5310 - Elderly & Individuals w/Disabilities	210,709	50,433	261,142	2,491,218	212,485	2,703,703	749,938	187,485	937,423
5 Sec. 5311 - Nonurbanized Formula									
6 Sec. 5316 - JARC >200K									
7 Sec. 5316 - JARC <200K									
8 Sec. 5316 - JARC Nonurbanized									
9 Sec. 5317 - New Freedom >200K									
10 Sec. 5317 - New Freedom <200K									
11 Sec. 5317 - New Freedom Nonurbanized									
12 Sec. 5339 - Bus & Bus Facilities	3,527,399.00	610,027.50	4,137,426.50	1,553,115.00	174,530.00	1,727,645.00	767,180.00	174,530.00	941,710.00
13 Other FTA - 5311 (f)	155,000.00	1,980,000	2,135,000	155,000	155,000	310,000	155,000	155,000	310,000
14 Regionally Significant or Other	6,050,000	4,099,904	10,149,904	0	460,766	460,766	0	460,766	460,766
<b>Total Funds</b>	<b>\$36,511,111</b>	<b>\$13,441,736</b>	<b>\$49,952,847</b>	<b>\$27,013,485</b>	<b>\$11,132,599</b>	<b>\$38,146,084</b>	<b>\$10,745,196</b>	<b>\$7,245,830</b>	<b>\$17,991,026</b>
<b>Transportation Development Credits</b>									
Requested			\$4,318,977			\$349,490			\$121,490
Awarded			\$0			\$0			\$0

All Figures in Year of Expenditure (YOE) Dollars

Transit Program	FY 2022			Total		
	Federal	State/Other	Total	Federal	State/Other	Total
1 Sec. 5307 - Urbanized Formula >200K	8,202,535	5,309,116	13,511,651	52,510,856	25,103,863	77,614,719
2 Sec. 5307 - Urbanized Formula <200K	2,027,452	1,285,787	3,313,239	16,174,364	4,590,278	20,764,642
3 Sec. 5309 - Discretionary						
4 Sec. 5310 - Elderly & Individuals w/Disabilities	749,938	187,485	937,423	4,201,803	637,888	4,839,691
5 Sec. 5311 - Nonurbanized Formula						
6 Sec. 5316 - JARC >200K						
7 Sec. 5316 - JARC <200K						
8 Sec. 5316 - JARC Nonurbanized						
9 Sec. 5317 - New Freedom >200K						
10 Sec. 5317 - New Freedom <200K						
11 Sec. 5317 - New Freedom Nonurbanized						
12 Sec. 5339 - Bus & Bus Facilities	767,180.00	174,530.00	941,710.00	\$ 6,614,874.00	1,133,618	7,748,492
13 Other FTA - 5311 (f)	155,000	155,000	310,000	620,000	2,445,000	3,065,000
14 Regionally Significant or Other	0	460,766	460,766	6,050,000	5,482,202	11,532,202
<b>Total Funds</b>	<b>\$11,902,105</b>	<b>\$7,572,684</b>	<b>\$19,474,789</b>	<b>\$86,171,897</b>	<b>\$39,392,848</b>	<b>\$125,564,745</b>
<b>Transportation Development Credits</b>						
Requested			\$116,333			\$4,906,290
Awarded			\$0			\$0



**RIO GRANDE VALLEY METROPOLITAN PLANNING ORGANIZATION**

**510 SOUTH PLEASANTVIEW DRIVE – WESLACO, TEXAS 78596  
(956) 969-5778**

**PLANNING PARTNERS:**

**MAYOR AMBROSIO HERNANDEZ  
CHAIRMAN  
CITY OF PHARR**

**JUDGE EDDIE TREVIÑO, JR.  
VICE CHAIRMAN  
CAMERON COUNTY**

**CAMERON COUNTY RMA**

**CITY OF BROWNSVILLE**

**CITY OF EDINBURG**

**CITY OF HARLINGEN**

**CITY OF MCALLEN**

**CITY OF MISSION**

**CITY OF PHARR**

**CITY OF SAN BENITO**

**HIDALGO COUNTY**

**HIDALGO COUNTY RMA**

**TXDOT (PHARR DISTRICT)**

**VALLEY METRO**

**BROWNSVILLE METRO**

**MCALLEN METRO**

**PORT OF BROWNSVILLE**

**PORT OF HARLINGEN**

**PORT ISABEL – SAN BENITO NAV. DIST.**

**CAMERON CO SPCEPORT DEV CORP**

**STAFF:**

**ANDREW A. CANON  
EXECUTIVE DIRECTOR**

**EX-OFFICIO:**

**RIO GRANDE VALLEY PARTNERSHIP**

Rio Grande Valley MPO (RGVMPO)

Technical Advisory Committee (TAC)

**RE: Functional Classification Review Process – January 9, 2019**

Dear Technical Advisory Members,

RGVMPO Staff will be conducting a review of Functional Classification GIS data in relation to projects funded on the 2045 MTP.

Current Functional Classification network can be viewed online VIA online interactive mapping tool UMAP: [http://www.rgvmpo.org/gisapps/GIS\\_RGVMPO/](http://www.rgvmpo.org/gisapps/GIS_RGVMPO/)

Please contact our office for assistance navigating or utilizing through the UMAP online map.

Thank you for your attention to this matter

Please let me know if I may be of assistance.

Luis Diaz

Transportation Planner II

**ADMINISTRATIVE AGENT: LOWER RIO GRANDE VALLEY DEVELOPMENT COUNCIL  
301 WEST RAILROAD – WESLACO, TEXAS 78596**



**RIO GRANDE VALLEY METROPOLITAN PLANNING ORGANIZATION**

**510 SOUTH PLEASANTVIEW DRIVE – WESLACO, TEXAS 78596  
(956) 969-5778**

**PLANNING PARTNERS:**

**MAYOR AMBROSIO HERNANDEZ  
CHAIRMAN  
CITY OF PHARR**

**JUDGE EDDIE TREVIÑO, JR.  
VICE CHAIRMAN  
CAMERON COUNTY**

**CAMERON COUNTY RMA**

**CITY OF BROWNSVILLE**

**CITY OF EDINBURG**

**CITY OF HARLINGEN**

**CITY OF MCALLEN**

**CITY OF MISSION**

**CITY OF PHARR**

**CITY OF SAN BENITO**

**HIDALGO COUNTY**

**HIDALGO COUNTY RMA**

**TXDOT (PHARR DISTRICT)**

**VALLEY METRO**

**BROWNSVILLE METRO**

**MCALLEN METRO**

**PORT OF BROWNSVILLE**

**PORT OF HARLINGEN**

**PORT ISABEL – SAN BENITO NAV. DIST.**

**CAMERON CO SPCEPORT DEV CORP**

**STAFF:**

**ANDREW A. CANON  
EXECUTIVE DIRECTOR**

**EX-OFFICIO:**

**RIO GRANDE VALLEY PARTNERSHIP**

Rio Grande Valley MPO (RGVMPO)

Technical Advisory Committee (TAC)

**RE: Thoroughfare Plan Review Process – January 9, 2019**

Dear Technical Advisory Members,

RGVMPO Staff will be conducting a review of Thoroughfare Plan GIS data. Data can be viewed online VIA online interactive mapping tool UMAP: [http://www.rgvmmpo.org/gisapps/GIS\\_RGVMPO/](http://www.rgvmmpo.org/gisapps/GIS_RGVMPO/)

Please contact our office for assistance navigating or utilizing through the UMAP online map.

Please take a moment to visit UMAP and review your entities Thoroughfare Plan network for consistency with your entity's internal plans.

Please submit any inconsistencies identified to Luis Diaz [ldiaz@hcmpo.org](mailto:ldiaz@hcmpo.org) Official Thoroughfare Plan amendment process will begin in mid-2020.

Thank you for your attention to this matter

Please let me know if I may be of assistance.

Luis Diaz

Transportation Planner II

**ADMINISTRATIVE AGENT: LOWER RIO GRANDE VALLEY DEVELOPMENT COUNCIL  
301 WEST RAILROAD – WESLACO, TEXAS 78596**



**RIO GRANDE VALLEY METROPOLITAN PLANNING ORGANIZATION**

**510 SOUTH PLEASANTVIEW DRIVE – WESLACO, TEXAS 78596  
(956) 969-5778**

December 30, 2019

**PLANNING PARTNERS:**

**MAYOR AMBROSIO HERNANDEZ  
CHAIRMAN  
CITY OF PHARR**

**JUDGE EDDIE TREVIÑO, JR.  
VICE CHAIRMAN  
CAMERON COUNTY**

**CAMERON COUNTY RMA**

**CITY OF BROWNSVILLE**

**CITY OF EDINBURG**

**CITY OF HARLINGEN**

**CITY OF MCALLEN**

**CITY OF MISSION**

**CITY OF PHARR**

**CITY OF SAN BENITO**

**HIDALGO COUNTY**

**HIDALGO COUNTY RMA**

**TXDOT (PHARR DISTRICT)**

**VALLEY METRO**

**STAFF:**

**ANDREW A. CANON  
EXECUTIVE DIRECTOR**

**EX-OFFICIO:**

**RIO GRANDE VALLEY PARTNERSHIP**

TAC Members:

RGVMPO Staff is working on updating **Zoning Districts, ETJ, and Annexation** Datasets for all 37 Cities within the Region. Staff will be contacting each Planning Partner to coordinate data collection in either GIS or PDF format (Shapefile preferred).

Our current data can also be viewed on our interactive UMAP at ([https://www.rgvmpo.org/gisapps/GIS\\_RGVMPO/](https://www.rgvmpo.org/gisapps/GIS_RGVMPO/)) on our website. Please take a moment to visit UMAP and review your entities Zoning and ETJ for consistency with your entity’s internal plans.

Please submit your information to Fernando Cantu at ([Fcantu@rgvmpo.org](mailto:Fcantu@rgvmpo.org)) by **Friday, January 31, 2020**.

Do not hesitate to ask for or request data or visit and discuss in person.

Respectfully,

Fernando Cantú  
GIS Specialist

**Rio Grande Valley Metropolitan Planning Organization  
2020 - 2045 Metropolitan Transportation Plan  
Off System Project Evaluation Form**

Entity Name

Roadway / Facility Name                      CSJ#    MPO MTP#    New Roadway

Project Limits

From    To    Length

Construction Cost                      ROW Cost    ROW Available    Environmental Status    PE Status

Utility Cost    Local Match Amount    Local Match Available    Planned Letting Date

**Check all that apply to project 10 points each:**

Access to transit	<b>Most Recent ADT count:</b>	<b>Most recent CMP status:</b>
Access to bicycle facilities	100 - 500, 5 Points	Free Flow, 5 Points
Access to trails	500 - 1000, 10 Points	Stable Flow, 10 Points
Adds Sidewalks	1000 - 5000, 15 Points	Congested, 20 Points
improves travel time or length to traffic generators	5000 - 10000, 20 Points	Not on CMP Network
Regionally Significant	Not Available	
Local match available		
Increased Safety		

**\*Please provide explanation of Safety improvements and attach available supportive documentation\***

Fills gaps in current roadway network

**\*Please provide explanation of Roadway Network Gaps Filled and attach available supportive documentation.\***

Increases economic development opportunities

**\*Please provide explanation of Economic Development Opportunities and attach available supportive documentation.\***

Improves flood prone area access

**\*Please provide explanation of flood prone area access improvement and attach available supportive documentation.\***

Date Scored:                      Total Points  
(Max 180):

# RIO GRANDE VALLEY MPO FY 2019-2021 UPWP

TASK NAME	UPWP	ADJUSTED	October	November	December	January	February	March	April	May	June	July	August	September
	TASK	Budget	BUDGET	2019	2019	2019	2020	2020	2020	2020	2020	2020	2020	2020
MPO Administration	1.1	1,569,299.00	\$1,569,299.00	\$30,067.26	\$31,496.09									
Public Participation Plan	1.2	243,570.00	\$243,570.00	\$8,727.57	\$4,584.03									
Training for TAC & TPC	1.3	4,500.00	\$4,500.00	\$0.00	\$0.00									
Computer Purchases	1.4	47,100.00	\$47,100.00	\$155.00	\$2,982.79									
Staff Development	1.5	110,640.00	\$110,640.00	\$635.87	\$3,308.54									
Demographic Data	2.1	103,550.00	\$103,550.00	\$1,477.82	\$0.00									
Title VI Civil Rights Evaluation	2.2	84,040.00	\$84,040.00	\$0.00	\$0.00									
Model Work	2.3	64,532.00	\$64,532.00	\$0.00	\$0.00									
Land Use Map	2.4	64,532.00	\$64,532.00	\$0.00	\$0.00									
Service Coordination	3.1	124,610.00	\$124,610.00	\$0.00	\$0.00									
Planning Assistance	3.2	176,840.00	\$176,840.00	\$2,380.65	\$6,188.84									
Project Selection Criteria	4.1	19,512.00	\$19,512.00	\$293.66	\$0.00									
Bike And Pedestrian	4.2	368,660.00	\$368,660.00	\$880.95	\$880.97									
Truck Route & Freight Planning	4.3	58,532.00	\$58,532.00	\$0.00	\$0.00									
County Thoroughfare Plan	4.4	25,762.00	\$25,762.00	\$0.00	\$0.00									
Metropolitan Transportation Plan	4.5	310,525.00	\$310,525.00	\$5,857.10	\$6,786.13									
Regional Transit Plan	5.1	495,020.00	\$495,020.00	\$880.95	\$587.30									
Incident Management & Safety Study	5.2	58,530.00	\$58,530.00	\$0.00	\$0.00									
Congestion Data Collection	5.3	373,802.00	\$373,802.00	\$0.00	\$0.00									
Corridor Study	5.4	69,562.00	\$69,562.00	\$0.00	\$2,124.37									
Traffic Counts	5.5	37,000.00	\$37,000.00	\$0.00	\$0.00									
<b>Totals</b>		<b>4,410,118.00</b>	<b>\$4,410,118.00</b>	<b>\$51,356.83</b>	<b>\$58,939.06</b>	<b>\$0.00</b>	<b>\$0.00</b>	<b>\$0.00</b>	<b>\$0.00</b>	<b>\$0.00</b>	<b>\$0.00</b>	<b>\$0.00</b>	<b>\$0.00</b>	<b>\$0.00</b>

UPWP TASK	October 2020	November 2020	December 2020	January 2021	February 2021	March 2021	April 2021	May 2021	June 2021	July 2021	August 2021	September 2021	TOTAL	BALANCE
Administration	1.1												\$61,563.35	\$1,507,735.65
Public Participation Plan	1.2												\$13,311.60	\$230,258.40
Training for TAC & TPC	1.3												\$0.00	\$4,500.00
Computer Purchases	1.4												\$3,137.79	\$43,962.21
Staff Development	1.5												\$3,944.41	\$106,695.59
Demographic Data	2.1												\$1,477.82	\$102,072.18
Title VI Civil Rights Evaluation	2.2												\$0.00	\$84,040.00
Model Work	2.3												\$0.00	\$64,532.00
Land Use Map	2.4												\$0.00	\$64,532.00
Service Coordination	3.1												\$0.00	\$124,610.00
Planning Assistance	3.2												\$8,569.49	\$168,270.51
Project Selection Criteria	4.1												\$293.66	\$368,366.34
Bike and Pedestrian	4.2												\$0.00	\$58,532.00
Truck Route & Freight Planning	4.3												\$0.00	\$25,762.00
County Thoroughfare Plan	4.4												\$12,643.23	\$297,881.77
Metropolitan Transportation Plan	4.5												\$1,468.25	\$493,551.75
Pavement Management System	5.1												\$0.00	\$58,530.00
Incident Management & Safety Study	5.2												\$0.00	\$373,802.00
Congestion Data Collection	5.3												\$2,124.37	\$67,437.63
Corridor Study	5.4												\$0.00	\$37,000.00
Traffic Counts	5.5												\$0.00	\$0.00
<b>Totals</b>		<b>\$0.00</b>	<b>\$0.00</b>	<b>\$0.00</b>	<b>\$0.00</b>	<b>\$0.00</b>	<b>\$0.00</b>	<b>\$0.00</b>	<b>\$0.00</b>	<b>\$0.00</b>	<b>\$0.00</b>	<b>\$0.00</b>	<b>\$108,533.97</b>	<b>\$4,282,072.03</b>

Task	Adjusted upwp	Total Spent	% of adjust. Budget spent	Amount we should've spent	Difference
1	\$1,975,109.00	\$81,957.15	4.15%	\$164,592	\$82,635
2	\$316,654.00	\$1,477.82	0.47%	\$26,388	\$24,910
3	\$301,450.00	\$8,569.49	2.84%	\$25,121	\$16,551
4	\$782,991.00	\$12,936.89	1.65%	\$65,249	\$52,312
5	\$1,033,914.00	\$3,592.62	0.35%	\$86,160	\$82,567
<b>Totals</b>	<b>\$4,410,118.00</b>	<b>\$108,533.97</b>	<b>2.46%</b>	<b>\$367,509.83</b>	<b>\$258,975.86</b>

January 2, 2020

**TxDOT Monthly Letting Update**  
**(Projects within Rio Grande Valley MPO Area)**

**PROJECTS TO BE LET IN October 2019**

<b>Hwy</b>	<b>CO</b>	<b>Limits</b>	<b>Description</b>	<b>Estimate / Low Bid</b>	<b>Funding Categories</b>
US 83 – La Joya <i>0039-02-063</i>	HID	FM 2221 (Jara Chinas Rd) to 0.28 Miles W of Showers Rd	Construct Controlled Access Facility	\$95,910,809 / \$95,910,808.07	CAT 2 & 12
Direct Connector to Port <i>0921-06-288</i>	CAM	SH 4 to Ostos Rd	Construct South Port Connector to Port of Brownsville	\$18,808,761 / \$0.00	CAT 3, 7, 10 & Rider 11B

**PROJECTS TO BE LET IN December 2019**

<b>Hwy</b>	<b>CO</b>	<b>Limits</b>	<b>Description</b>	<b>Estimate / Low Bid</b>	<b>Funding Categories</b>
Mile 6 West <i>0921-02-420</i>	HID	Mile 9 to Mile 11	Reconstruct & Widen to 4 Lanes	\$11,403,688 / \$0.00	CAT 7 & 10

**PROJECTS TO BE LET IN August 2020**

<b>Hwy</b>	<b>CO</b>	<b>Limits</b>	<b>Description</b>	<b>Estimate / Low Bid</b>	<b>Funding Categories</b>
FM 802 <i>1140-02-038</i>	CAM	FM 1847 to Old Port Isabel Rd	Construct 6 Lane with Raised Median	\$7,500,000 / \$0.00	CAT 2

PHARR DISTRICT MASTER LETTING PLAN - FY 2020 + <<FOR INTERNAL TxDOT PHARR DISTRICT USE ONLY>> (JS Revised 12-16-19)

Let Date	MPO	Co	Highway	CSJ	Description	Limits	DISTRICT FUND 6					STATEWIDE FUND 6				Cat 2 - Prop 1	Cat 2 (2U & 2M)	Cat 11 (RIDER 11B)/(Rider 45)	Cat 1 (Energy Sector)	Overall Total
							Cat 1 Rehab	Cat 1 PM	DISTRICT Cat 1 TOTALS	Cat 10 Charge (S/L % Fed EAR)	DISTRICT FUND 6 TOTALS	Cat 6/RGS	Cat 8	Cat 10 No Charge(Fed % EAR & 100% TPWD & 100% ADA)	Cat 3 Local					
<b>FY 2020 LETTING</b>																				
<b>Construction Lettings</b>																				
Sep-19	HCMPD	HID	FM 396	3097-02-016	Seal Coat	IH 2 to 0.71 Mi South of FM 1016		\$ 894,358	\$ 894,358		\$ -								\$ 894,358	
		HID	>BUS 83	0039-02-067	Seal Coat	IH-2 to Inspiration Rd.		\$ 410,605	\$ 410,605		\$ -								\$ 410,605	
		HID	>FM 2812	2831-01-011	Seal Coat	IH-69C to FM 493		\$ 403,277	\$ 403,277		\$ -								\$ 403,277	
		HID	>FM 2812	2831-02-007	Seal Coat	FM 493 to FM 88		\$ 172,627	\$ 172,627		\$ -								\$ 172,627	
		HID	>FM 2128	2450-01-024	Seal Coat	BUS 281 to SH 107		\$ 376,157	\$ 376,157		\$ -								\$ 376,157	
		HID	>BUS 83	0039-04-125	Seal Coat	FM 1426 to Floodway (Mercedes)		\$ 1,090,303	\$ 1,090,303		\$ -								\$ 1,090,303	
		HID	>FM 1925	1803-02-040	Seal Coat	FM 907 to FM 493		\$ 227,438	\$ 227,438		\$ -								\$ 227,438	
		HID	>FM 491	0861-05-025	Seal Coat	Floodway Bridge to US 281		\$ 152,036	\$ 152,036		\$ -								\$ 152,036	
Sep-19		CAM	FM 3248	2717-02-010	Seal Coat	FM 1847 to SH 550		\$ 555,427	\$ 555,427		\$ -								\$ 555,427	
		CAM	>FM 2994	3044-01-014	Seal Coat	FM 800 to IH-69E		\$ 293,639	\$ 293,639		\$ -								\$ 293,639	
		CAM	>FM 2520	2356-01-026	Seal Coat	FM 800 to US 281		\$ 161,397	\$ 161,397		\$ -								\$ 161,397	
		CAM	>FM 675	1057-01-015	Seal Coat	FM 1479 to FM 2520		\$ 156,091	\$ 156,091		\$ -								\$ 156,091	
		CAM	>IH-69 FR	0039-07-254	Seal Coat	FM 732 to FM 2994		\$ 1,162,476	\$ 1,162,476		\$ -								\$ 1,162,476	
		CAM	>FM 1479	1425-04-025	Seal Coat	FM 675 to US 281		\$ 153,467	\$ 153,467		\$ -								\$ 153,467	
		CAM	>FM 508	0342-04-035	Seal Coat	IH-69E to FM 106		\$ 381,563	\$ 381,563		\$ -								\$ 381,563	
		CAM	>FM 1846	1065-02-037	Seal Coat	FM 106 to BU 77		\$ 362,232	\$ 362,232		\$ -								\$ 362,232	
Sep-19		JH	SH 16	0517-10-019	Seal Coat	Jim Hogg/Duval CL to Lisa St.		\$ 368,722	\$ 368,722		\$ -								\$ 368,722	
		JH	>SH 359	0086-07-035	Seal Coat	Jim Hogg/Duval CL to Galbrith St.		\$ 189,675	\$ 189,675		\$ -								\$ 189,675	
		JH	>SH 285	0482-01-035	Seal Coat	FM 1017 to Jim Hogg/Brooks CL		\$ 443,311	\$ 443,311		\$ -								\$ 443,311	
		JH	>SH 16	0517-06-032	Seal Coat	Starr/Zapata C.L. to FM 3073		\$ 983,495	\$ 983,495		\$ -								\$ 983,495	
		WIL	>FM 1015	1228-01-013	Seal Coat	SH 186 to Willacy/Hidalgo CL		\$ 170,437	\$ 170,437		\$ -								\$ 170,437	
		STR	>FM 3167	3217-01-020	Seal Coat	FM 649 to Eisenhower Rd		\$ 493,809	\$ 493,809		\$ -								\$ 493,809	
		STR	>FM 649	0329-02-033	Seal Coat	FM 3167 to US 83		\$ 440,984	\$ 440,984		\$ -								\$ 440,984	
		STR	>FM 2360	2245-01-016	Seal Coat	US 83 to End of Maintenance		\$ 122,913	\$ 122,913		\$ -								\$ 122,913	
		ZAP	>US 83	0038-04-065	Seal Coat	Monterrey Lane to 4.198 Miles East (Lasso Rd.)		\$ 235,972	\$ 235,972		\$ -								\$ 235,972	
		JH	>SH 359	0086-06-031	Seal Coat	Sigrid Ave. to Jim Hogg/Webb CL		\$ 224,680	\$ 224,680		\$ -								\$ 224,680	
							\$ -	\$ 10,627,093	\$ 10,627,093	\$ -	\$ -	\$ -	\$ -	\$ -	\$ -	\$ -	\$ -	\$ -	\$ 10,627,093	
Oct-19	HCMPD	HID	>US 83	0039-17-202	Install Median Cable Barrier	FM 1427 to Bus 83-S		\$ -	\$ -		\$ -								\$ 83,215	
Oct-19		CAM	PR 100	0331-04-072	Construct Median, Signal & Sidewalk Improvements	1600 'N of Warf St. to 250' N of Padre Blvd. Loop		\$ -	\$ -		\$ -		\$ 6,530,000	\$ 6,530,000	\$ -	\$ -	\$ -	\$ -	\$ 6,530,000	
							\$ -	\$ -	\$ -	\$ -	\$ -	\$ -	\$ 6,530,000	\$ 6,530,000	\$ -	\$ -	\$ -	\$ -	\$ 6,613,215	
Nov-19		HID	SH 495	0865-01-112	Overlay	FM 3362 to FM 1426		\$ 3,311,214	\$ 3,311,214		\$ -								\$ 3,311,214	
		HID	>BUS 83	0039-03-106	Overlay	FM 3362 to US 281		\$ 904,204	\$ 904,204		\$ -								\$ 904,204	
		HID	>BUS 83	0039-04-128	Overlay	US 281 to FM 1426		\$ 1,200,542	\$ 1,200,542		\$ -								\$ 1,200,542	
		HID	>FM 3461	1802-02-016	Overlay	FM 2061 to IH-69C		\$ 1,229,334	\$ 1,229,334		\$ -								\$ 1,229,334	
		HID	>FM 3362	3468-01-020	Overlay	FM 3461 to BUS 83		\$ 1,614,857	\$ 1,614,857		\$ -								\$ 1,614,857	
		HID	>FM 1426	1429-02-039	Overlay	FM 3461 to BUS 83		\$ 1,635,447	\$ 1,635,447		\$ -								\$ 1,635,447	
							\$ -	\$ 9,895,598	\$ 9,895,598	\$ -	\$ -	\$ -	\$ -	\$ -	\$ -	\$ -	\$ -	\$ -	\$ 9,895,598	
Jan-20		CAM	BUS 77	0039-12-252	Improve Traffic Signal	@ FM 509		\$ -	\$ -		\$ -	\$ 177,180	\$ 177,180	\$ -	\$ -	\$ -	\$ -	\$ -	\$ 177,180	
		HID	>FM 676	1064-01-040	Install Traffic Signal	@ Minnesota Rd		\$ -	\$ -		\$ -	\$ 188,511	\$ 188,511	\$ -	\$ -	\$ -	\$ -	\$ -	\$ 188,511	
		HID	>FM 907	1586-01-077	Install Traffic Signal	@ Minnesota Rd		\$ -	\$ -		\$ -	\$ 176,874	\$ 176,874	\$ -	\$ -	\$ -	\$ -	\$ -	\$ 176,874	
		CAM	>BUS 77	0039-12-253	Improve Traffic Signal	@ FM 1846		\$ -	\$ -		\$ -	\$ 129,386	\$ 129,386	\$ -	\$ -	\$ -	\$ -	\$ -	\$ 129,386	
		HID	>FM 88	0698-03-096	Improve Traffic Signal	@ Mile 15 N Rd		\$ -	\$ -		\$ -	\$ 136,479	\$ 136,479	\$ -	\$ -	\$ -	\$ -	\$ -	\$ 136,479	
		HID	>FM 493	0863-01-070	Improve Traffic Signal	@ Mile 12-1/2 N Rd / Roosevelt Rd		\$ -	\$ -		\$ -	\$ 114,724	\$ 114,724	\$ -	\$ -	\$ -	\$ -	\$ -	\$ 114,724	
		CAM	>FM 509	2369-01-028	Improve Traffic Signal	@ IH 69 E		\$ -	\$ -		\$ -	\$ 223,944	\$ 223,944	\$ -	\$ -	\$ -	\$ -	\$ -	\$ 223,944	
		HID	>FM 676	1064-01-041	Improve Traffic Signal & Interconnect Signals	FM 492 to Moorefield Rd.		\$ -	\$ -		\$ -	\$ 200,909	\$ 200,909	\$ -	\$ -	\$ -	\$ -	\$ -	\$ 200,909	
		CAM	>FM 800	1136-01-020	Improve Traffic Signal	@ BUS 83S		\$ -	\$ -		\$ -	\$ 122,555	\$ 122,555	\$ -	\$ -	\$ -	\$ -	\$ -	\$ 122,555	
		CAM	>FM 802	1140-01-022	Improve Traffic Signal	@ IH 69E		\$ -	\$ -		\$ -	\$ 193,354	\$ 193,354	\$ -	\$ -	\$ -	\$ -	\$ -	\$ 193,354	
		HID	>FM 1015	1228-03-043	Improve Traffic Signal	@ Pike Blvd / Mile 8 N Rd		\$ -	\$ -		\$ -	\$ 108,678	\$ 108,678	\$ -	\$ -	\$ -	\$ -	\$ -	\$ 108,678	
		HID	>FM 1015	1228-03-044	Improve Traffic Signal	@ Mile 10 N Rd		\$ -	\$ -		\$ -	\$ 139,189	\$ 139,189	\$ -	\$ -	\$ -	\$ -	\$ -	\$ 139,189	
		HID	>FM 1015	1228-03-045	Improve Traffic Signal	@ Mile 12 N Rd		\$ -	\$ -		\$ -	\$ 138,457	\$ 138,457	\$ -	\$ -	\$ -	\$ -	\$ -	\$ 138,457	
		HID	>FM 1426	1429-02-038	Improve Traffic Signal	@ Alberta Rd		\$ -	\$ -		\$ -	\$ 108,770	\$ 108,770	\$ -	\$ -	\$ -	\$ -	\$ -	\$ 108,770	
		HID	>FM 2557	1429-01-034	Improve Traffic Signal	@ BU 83S		\$ -	\$ -		\$ -	\$ 135,303	\$ 135,303	\$ -	\$ -	\$ -	\$ -	\$ -	\$ 135,303	
		CAM	>IH-69E	0039-07-253	Improve Traffic Signal	@ FM 801 / SL 499		\$ -	\$ -		\$ -	\$ 202,543	\$ 202,543	\$ -	\$ -	\$ -	\$ -	\$ -	\$ 202,543	
		HID	>US 281	0255-07-144	Safety Lighting	0.1 Mi. N. of Red Gate Area Rd. to 0.30 Mi South of Hinojosa Rd.		\$ -	\$ -		\$ -	\$ 390,777	\$ 390,777	\$ -	\$ -	\$ -	\$ -	\$ -	\$ 390,777	
		CAM	>SH 100	0331-02-055	Improve Traffic Signal	@ FM 510		\$ -	\$ -		\$ -	\$ 137,726	\$ 137,726	\$ -	\$ -	\$ -	\$ -	\$ -	\$ 137,726	
		HID	>SH 107	0528-01-117	Improve Traffic Signal	@ FM 494		\$ -	\$ -		\$ -	\$ 126,774	\$ 126,774	\$ -	\$ -	\$ -	\$ -	\$ -	\$ 126,774	
		CAM	>SH 345	0630-01-053	Improve Traffic Signal & Interconnect Signals	BUS 77 to IH-69E		\$ -	\$ -		\$ -	\$ 506,908	\$ 506,908	\$ -	\$ -	\$ -	\$ -	\$ -	\$ 506,908	
							\$ -	\$ -	\$ -	\$ -	\$ -	\$ 3,659,041	\$ 3,659,041	\$ -	\$ -	\$ -	\$ -	\$ -	\$ 3,659,041	
Feb-20		HID	IH-2	0039-17-198	Overlay	Ware Rd to Los Ebanos Underpass		\$ 7,164,206.00	\$ 7,164,206		\$ -								\$ 7,164,206	
		HID	>FM 2061	1939-01-055	Overlay	Trenton Rd. to FM 3461		\$ 1,100,479	\$ 1,100,479		\$ -								\$ 1,100,479	
							\$ -	\$ 8,264,685	\$ 8,264,685	\$ -	\$ -	\$ -	\$ -	\$ -	\$ -	\$ -	\$ -	\$ -	\$ 8,264,685	
Mar-20		CAM	SH 48	0220-05-081	Install Traffic Signal	At Coffeeport Rd.		\$ -	\$ -		\$ -	\$ 239,949	\$ 239,949	\$ -	\$ -	\$ -	\$ -	\$ -	\$ 239,949	
		CAM	>Tulipan St.	0921-06-318	Install Traffic Signal	At East Ave.		\$ -	\$ -		\$ -	\$ 182,846	\$ 182,846	\$ -	\$ -	\$ -	\$ -	\$ -	\$ 182,846	
		HID	>FM 1423	1427-01-042	Install Traffic Signal	At Canton Rd.		\$ -	\$ -		\$ -	\$ 222,795	\$ 222,795	\$ -	\$ -	\$ -	\$ -	\$ -	\$ 222,795	
		HID	>FM 1926	1804-02-027	Install Traffic Signal	At Oxford Ave./36th St.		\$ -	\$ -		\$ -	\$ 214,602	\$ 214,602	\$ -	\$ -	\$ -	\$ -	\$ -	\$ 214,602	
	BMPO	HID	>FM 3362	3468-01-023	Install Traffic Signal	At Minnesota Rd./Violet Ave.		\$ -	\$ -		\$ -	\$ 222,795	\$ 222,795	\$ -	\$ -	\$ -	\$ -	\$ -	\$ 222,795	
					</															

Apr-20		CAM	PR 100	0331-04-069	Cathodic Protection, Paint System and Concrete Structural Repairs	At Queen Isabella Causeway STR#: 0331-04-902			\$ -		\$ -	\$ 5,924,561				\$ 5,924,561				\$ 5,924,561	
							\$ -	\$ -	\$ -	\$ -	\$ 5,924,561	\$ -	\$ -	\$ -	\$ -	\$ 5,924,561	\$ -	\$ -	\$ -	\$ -	\$ 5,924,561
May-20		ZAP	US 83	0038-03-041	eSafety Lighting	0.45 Mi. N. of BU 83N (N. Int.) to FM 3169			\$ -		\$ -	\$ 292,795				\$ 292,795				\$ 292,795	
		ZAP	>US 83	0038-05-046	Safety Lighting	0.3 Mi. N. of FM 2687 to 0.30 Mi N of FM 2687			\$ -		\$ -	\$ 209,091				\$ 209,091				\$ 209,091	
		HID	>US 83	0039-02-073	Safety Lighting	P.J. Garza Rd. to 1/2 Mile East of P.J. Garza Rd.			\$ -		\$ -	\$ 201,442				\$ 201,442				\$ 201,442	
		BRK	>SH 285	0102-07-049	Safety Lighting	FM 2191 to 1.30 Miles East of FM 2191			\$ -		\$ -	\$ 413,158				\$ 413,158				\$ 413,158	
		CAM	>US 281	0220-03-036	Safety Lighting	FM 2556 to FM 506			\$ -		\$ -	\$ 380,296				\$ 380,296				\$ 380,296	
		HID	>UP 281	0255-09-102	Install Intersection Flashing Beacon	At Texano Dr.			\$ -		\$ -	\$ 86,829				\$ 86,829				\$ 86,829	
		STR	>FM 649	0329-02-034	Safety Lighting	0.3 Mi. N. of La Morita Rd. to 0.15 Mi South of FM 3167			\$ -		\$ -	\$ 274,046				\$ 274,046				\$ 274,046	
		CAM	>SH 100	0331-02-057	Install Intersection Flashing Beacon	At Michigan St.			\$ -		\$ -	\$ 50,326				\$ 50,326				\$ 50,326	
		CAM	>SH 345	0630-01-056	Install Intersection Flashing Beacon	At Huie Rd.			\$ -		\$ -	\$ 48,020				\$ 48,020				\$ 48,020	
		HID	>FM 681	0669-01-064	Install Intersection Flashing Beacon	At Jovanna St.			\$ -		\$ -	\$ 48,020				\$ 48,020				\$ 48,020	
		CAM	>FM 511	0684-01-071	Install Intersection Flashing Beacon	At NAFTA Drwy.			\$ -		\$ -	\$ 48,020				\$ 48,020				\$ 48,020	
		HID	>FM 493	0863-01-074	Install Intersection Flashing Beacon	At Atlanta St.			\$ -		\$ -	\$ 48,020				\$ 48,020				\$ 48,020	
		HID	>SH 495	0865-01-114	Install Intersection Flashing Beacon	At Rancho Escondido			\$ -		\$ -	\$ 48,020				\$ 48,020				\$ 48,020	
		CAM	>FM 509	1065-01-018	Safety Lighting	0.19 Mi. S. of IH 69E to FM 800			\$ -		\$ -	\$ 469,558				\$ 469,558				\$ 469,558	
		BRK	>FM 755	1103-01-014	Safety Lighting	0.1 Mi. N. of Co. Rd. 311 to 0.77 Mi S of CR 311			\$ -		\$ -	\$ 262,513				\$ 262,513				\$ 262,513	
		BRK	>FM 755	1103-01-015	Safety Lighting	1.1 Mi. N. of Starr/Brooks CL to Starr/Brooks CL			\$ -		\$ -	\$ 308,965				\$ 308,965				\$ 308,965	
		CAM	>SL 499	1137-01-030	Install Intersection Flashing Beacon	At Sesame Dr.			\$ -		\$ -	\$ 48,020				\$ 48,020				\$ 48,020	
		CAM	>FM 803	1138-01-039	Install Intersection Flashing Beacon	At Iowa Gardens Rd.			\$ -		\$ -	\$ 48,020				\$ 48,020				\$ 48,020	
		CAM	>FM 802	1140-01-023	Install Intersection Flashing Beacon	At Quail Trail			\$ -		\$ -	\$ 48,020				\$ 48,020				\$ 48,020	
		HID	>FM 1425	1428-01-032	Safety Lighting	1.236 mi N of Mile 12N Rd. to 0.750 Mi N of Mile12N Rd.			\$ -		\$ -	\$ 161,748				\$ 161,748				\$ 161,748	
		CAM	>FM 1575	1505-01-019	Install Intersection Flashing Beacon	At Stanford Rd.			\$ -		\$ -	\$ 50,326				\$ 50,326				\$ 50,326	
		CAM	>FM 1847	1801-01-054	Install Intersection Flashing Beacon	At Stanford Rd.			\$ -		\$ -	\$ 48,020				\$ 48,020				\$ 48,020	
		CAM	>FM 1847	1801-01-055	Install Intersection Flashing Beacon	.20 Miles N of Aurora St.			\$ -		\$ -	\$ 50,326				\$ 50,326				\$ 50,326	
		HID	>FM 1925	1803-01-097	Install Intersection Flashing Beacon	At Hoehn Dr.			\$ -		\$ -	\$ 48,020				\$ 48,020				\$ 48,020	
		HID	>FM 1925	1803-01-098	Install Intersection Flashing Beacon	At Tagle St.			\$ -		\$ -	\$ 50,326				\$ 50,326				\$ 50,326	
		HID	>FM 1925	1803-02-044	Install Intersection Flashing Beacon	At Val Verde Rd.			\$ -		\$ -	\$ 48,020				\$ 48,020				\$ 48,020	
		HID	>FM 2220	2094-01-066	Install Intersection Flashing Beacon	At Ursula Ave.			\$ -		\$ -	\$ 48,020				\$ 48,020				\$ 48,020	
		STR	>FM 2294	2151-01-013	Safety Lighting	2.25 Mi NE of FM 2844 to 1.75 Mi NE of FM 2844			\$ -		\$ -	\$ 172,840				\$ 172,840				\$ 172,840	
		CAM	>FM 2994	3044-01-015	Install Intersection Flashing Beacon	At Carver Rd.			\$ -		\$ -	\$ 50,326				\$ 50,326				\$ 50,326	
							\$ -	\$ -	\$ -	\$ -	\$ -	\$ 4,061,151	\$ -	\$ -	\$ -	\$ 4,061,151	\$ -	\$ -	\$ -	\$ -	\$ 4,061,151
Jun-20		HID	SH 107	0342-01-099	Pile Encasements,Bridge Undermining Repairs and Riprap	On SH 107 @ Donna Drain STR#: 0342-01-004			\$ -		\$ -	\$ 275,000				\$ 275,000				\$ 275,000	
		HID	SH 107	0342-01-100	Pile Encasements,Bridge Undermining Repairs and Riprap	On SH 107 @ Donna Drain STR#: 0342-01-005			\$ -		\$ -	\$ 275,000				\$ 275,000				\$ 275,000	
							\$ -	\$ -	\$ -	\$ -	\$ -	\$ 550,000	\$ -	\$ -	\$ -	\$ 550,000	\$ -	\$ -	\$ -	\$ -	\$ 550,000
Jul-20		CAM	FM 1732	0684-03-022	Rehabilitate Roadway	US 281 to IH-69E	\$ 8,000,000		\$ 8,000,000		\$ -	\$ -				\$ -				\$ 8,000,000	
Jul-20		HID	BU 83S	0039-04-129	eImprove Traffic Signals	At SS 433			\$ -		\$ -	\$ 155,852				\$ 155,852				\$ 155,852	
		HID	>UP 281	0255-09-101	Improve Traffic Signals	At McColl Rd.			\$ -		\$ -	\$ 231,696				\$ 231,696				\$ 231,696	
		HID	>BU 281W	0255-11-022	Improve Traffic Signals	At FM 1925			\$ -		\$ -	\$ 231,696				\$ 231,696				\$ 231,696	
		CAM	>BU 77x	0327-08-101	Improve Traffic Signals	At SL 499			\$ -		\$ -	\$ 160,264				\$ 160,264				\$ 160,264	
		CAM	>SL 499	1137-02-040	Improve Traffic Signals	At New Combes Hwy			\$ -		\$ -	\$ 231,696				\$ 231,696				\$ 231,696	
		CAM	>SL 499	1137-02-041	Improve Traffic Signals	At Grimes Rd.			\$ -		\$ -	\$ 160,263				\$ 160,263				\$ 160,263	
		CAM	>SS 206	1425-03-069	Improve Traffic Signals	At Eye St.			\$ -		\$ -	\$ 280,906				\$ 280,906				\$ 280,906	
		CAM	>SS 206	1425-03-070	Improve Traffic Signals	At "C" St.			\$ -		\$ -	\$ 181,868				\$ 181,868				\$ 181,868	
		CAM	>SS 206	1425-03-071	Improve Traffic Signals	At 6th St.			\$ -		\$ -	\$ 280,906				\$ 280,906				\$ 280,906	
		HID	>FM 1426	1429-02-040	Improve Traffic Signals	At Minnesota Rd.			\$ -		\$ -	\$ 160,263				\$ 160,263				\$ 160,263	
		HID	>FM 907	1586-01-080	Improve Traffic Signals	At Canton Rd.			\$ -		\$ -	\$ 231,696				\$ 231,696				\$ 231,696	
		HID	>FM 1925	1803-02-045	Improve Traffic Signals	At Doolittle Rd.			\$ -		\$ -	\$ 160,263				\$ 160,263				\$ 160,263	
		HID	>FM 3362	3468-01-022	Improve Traffic Signals	At Alberta Rd.			\$ -		\$ -	\$ 160,263				\$ 160,263				\$ 160,263	
							\$ 8,000,000	\$ -	\$ 8,000,000	\$ -	\$ -	\$ 2,627,632	\$ -	\$ -	\$ -	\$ 2,627,632	\$ -	\$ -	\$ -	\$ -	\$ 10,627,632
Aug-20		CAM	FM 802	1140-02-038	Construct 6 Lane with Raised Median	FM 1847 to Old Port Isabel Rd.			\$ -		\$ -	\$ -				\$ -	\$ 2,600,000	\$ 4,900,000		\$ 7,500,000	
Aug-20	BMPO	HID	SS 115 - Gover	1804-01-078	Landscape Improvements	Lucille Rd. to FM 3072			\$ -		\$ -		\$ 290,000	\$ 1		\$ 290,001				\$ 290,001	
Aug-20		CAM	BU 77	0039-12-261	Clean and Paint Bearings,Repair Beam Ends	On BUS 77 @ Arroyo Colorado STR#: 0039-12-035			\$ -		\$ -	\$ 750,000				\$ 750,000				\$ 750,000	
		CAM	BU 77	0039-12-262	Concrete Repairs to Abutment Cap,Embankment Repairs	On BUS 77 @ Drainage Ditch STR#: 0039-12-050			\$ -		\$ -	\$ 1,000,000				\$ 1,000,000				\$ 1,000,000	
Aug-20	HCMP	CAM	IH-69C	0039-07-256	eConstruct Concrete Sidewalks, Ramps, Curbs, Signage & Striping	Whalen Rd. to FM 1926			\$ -	\$ 885,556	\$ 885,556		\$ 221,389	\$ 28,383		\$ 249,772				\$ 1,135,328	
		CAM	>State Spur 20	1425-03-068	Construct Concrete Sidewalks, Ramps, Curbs, Signage & Striping	Dixieland Rd. to "F" St.			\$ -	\$ 1,216,875	\$ 1,216,875		\$ 304,219	\$ 39,002		\$ 343,221				\$ 1,560,096	
		CAM	>Business 77	0327-08-100	Construct Concrete Sidewalks, Ramps, Curbs, Signage & Striping	Washington Ave. to Loop 499			\$ -	\$ 566,774	\$ 566,774		\$ 141,694	\$ 18,166		\$ 159,860				\$ 726,634	
						\$12,962,059	\$ -	\$ -	\$ -	\$ 2,669,206	\$ 2,669,206	\$ 1,750,000	\$ -	\$ 957,301	\$ 85,552	\$ 2,792,853	\$ 2,600,000	\$ 4,900,000	\$ -	\$ -	\$ 12,962,059
						\$ 8,000,000	\$ 28,787,376	\$ 36,787,376	\$ 2,669,206	\$ 2,669,206	\$ 8,224,561	\$ 11,430,811	\$ 957,301	\$ 6,615,552	\$ 27,228,226	\$ 2,600,000	\$ 4,983,215	\$ -	\$ -	\$ -	\$ 74,268,022

CCRMA  
Project Status Presentation-TAC  
Rio Grande Valley MPO

January 09, 2020

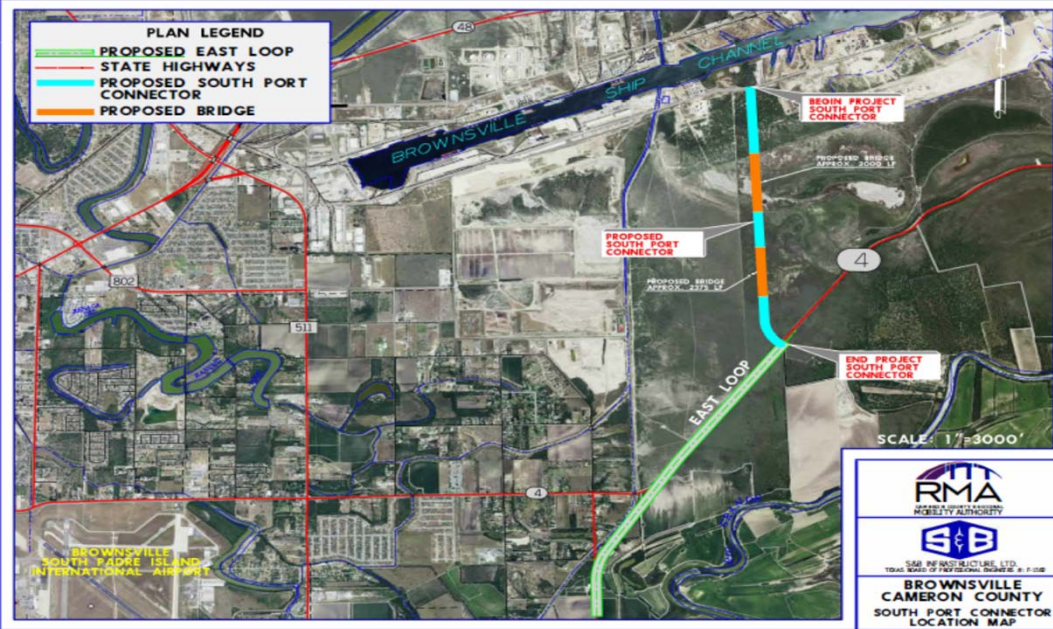


IMPROVING MORE THAN JUST ROADS



# South Port Connector

CSJ: 0921-06-288



- 1 Environmental ✓
- 2 Preliminary Engineering ✓
- 3 ROW & Utilities: ✓
- 4 Design ✓
- 5 Funding - Pending Additional Funds

**Recent Activity:**

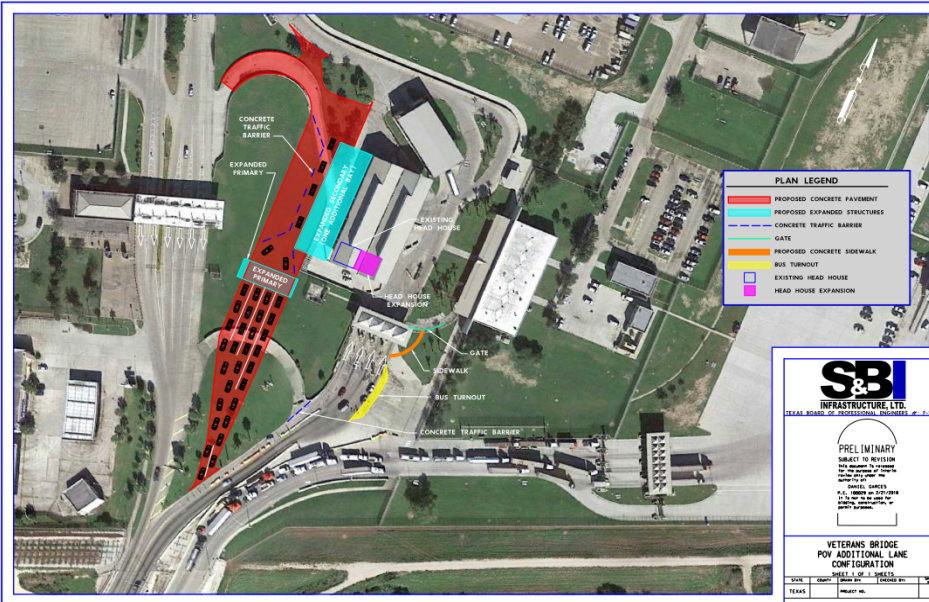
- Project received Bids on October 25, 2019
- Bid was \$25,615,349 - \$7,582,481 over Engineers Estimate of \$18,032,868
- CCRMA in Conjunction with the POB and TxDOT have identified additional funding to proceed with the project.





# Veterans POV Expansion

CSJ: 0921-06-313



- 1 Environmental ✓
- 2 Preliminary Engineering ✓
- 3 ROW & Utilities: ✓
- 4 Design ✓
- 5 Funding ✓

**Recent Activity:**

- 100% PS&E Submitted to TxDOT November 27, 2019
- Environmental Cultural Resource Documents Submitted to TxDOT
- CBP/GSA Approval Received
- AFA Amendment Fully Executed
- Pending – TxDOT Final Approval for Project Letting





# SH 550 GAP 2 Project


## CSJ: 0684-01-068



- 1 Environmental ✓
- 2 Preliminary Engineering ✓
- 3 ROW & Utilities: ✓
- 4 Design - pending update
- 5 Funding ✓

### Recent Activity:

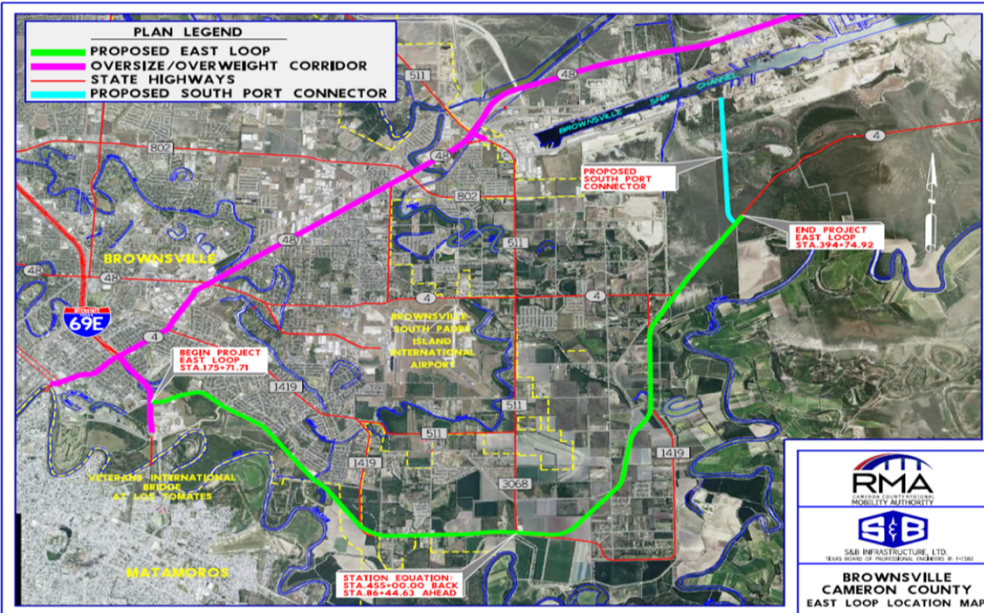
- Fully Executed AFA received from TxDOT on 11/13/2019
- ROW / Utilities in place / adjusted.
- Consultant Negotiations Underway for PS&E Update
- Anticipated Ready to Let in FY 2020





# East Loop

## CSJ: 0921-06-315



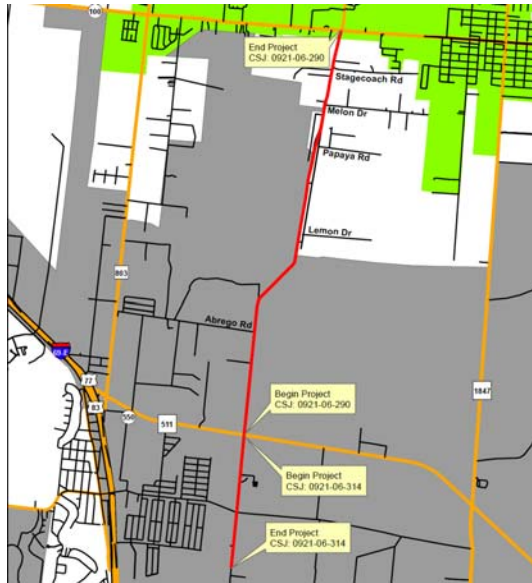
- 1 **Environmental** - 75% complete
- 2 **Preliminary Engineering** ✓
- 3 **ROW & Utilities:** - in process
- 4 **Design** - pending
- 5 **Funding** - partially funded

### Recent Activity:

- Fully Executed AFA received from TxDOT on 12.06.19
- Kickoff and Design Concept Conference held on December 2019
- USFWS Land Swap Agreement in Final Stage of Approval
- Environmental Documents are 75% complete
- Fully Funded for Construction in DRAFT 2021 UTP as an On-System Project



## Old Alice Rd CSJ: 0921-06-290



### Recent Activity:

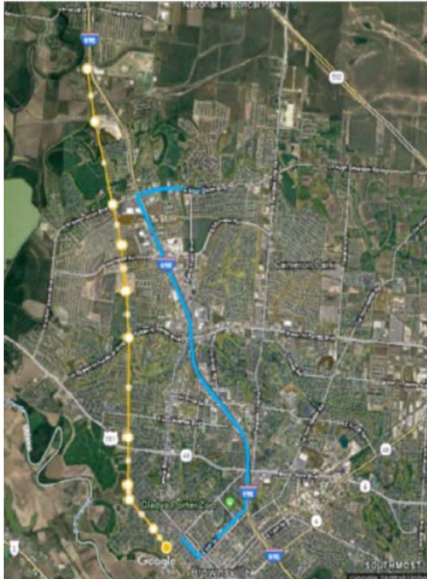
- Preliminary Engineering Underway with 100% Local Funds
- Consultant Selected for Preliminary Engineering.
- TxDOT Project Kickoff meeting held on December 2019.
- Fully Funded for Construction
- Currently funded in FY 2028
- Anticipated Ready to Let in FY 2020

1	Environmental	- 85% complete
2	Preliminary Engineering	✓
3	ROW & Utilities:	✓
4	Design	- pending
5	Funding	✓



# West Blvd

CSJ: 0921-06-293



- 1 **Environmental** - Underway
- 2 **Preliminary Engineering** - Underway
- 3 **ROW & Utilities:** - pending
- 4 **Design** - pending
- 5 **Funding** ✓

**Recent Activity:**

- Preliminary Engineering is being completed with 100% Local Funds
- Construction Funding Trail Portion in MTP
- Consultant Selection Underway
- Environmental Documents Under Development In-House (CCRMA)
- Fully Executed TxDOT AFA for PE received on December 20, 2019



# Whipple Road

## CSJ: 0921-06-292



- 1 **Environmental** - Underway
- 2 **Preliminary Engineering** - Underway
- 3 **ROW & Utilities:** ✓
- 4 **Design** - pending
- 5 **Funding** ✓

### Recent Activity:

- PE AFA Fully Executed
- Construction Funds in UTP-updated AFA in process
- Consultant Selection Underway
- Construction AFA is anticipated from TxDOT February 2020



# FM 509 CSJ: 0921-06-254



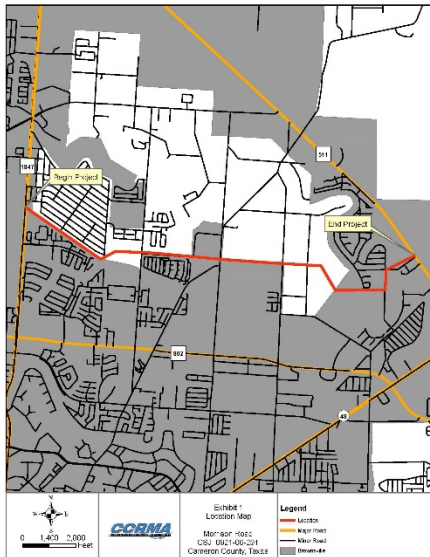
- 1 **Environmental** - Underway
- 2 **Preliminary Engineering** - Underway
- 3 **ROW & Utilities:** - pending
- 4 **Design** - pending
- 5 **Funding** ✓

### Recent Activity:

- DBE Goal Received from TxDOT
- Request for Categorical Exclusion Sent to TxDOT
- TxDOT is developing On-System Minute Order
- TxDOT is requesting additional UTP Funding and developing Construction AFA
- Consultant Selection for Preliminary Engineering Underway



# Morrison Road CSJ: 0921-06-291



- 1 Environmental - pending
- 2 Preliminary Engineering - pending
- 3 ROW & Utilities: - pending
- 4 Design - pending
- 5 Funding ✓

- Recent Activity:**
- AFA Amendment #1 Fully Executed November 2019
  - Construction Funding in Planning Documents-MTP
  - Work Authorization for Preliminary Engineering awarded to Consultant in December 2019
  - Preliminary Coordination with City and Drainage / District Underway



# Indiana Avenue CSJ: 0921-06-305



- 1 Environmental - pending
- 2 Preliminary Engineering - pending
- 3 ROW & Utilities: - pending
- 4 Design - pending
- 5 Funding ✓

- Project Needs:**
- Brownsville Airport Coordination
  - Construction Funding in MTP
  - Consultant Selection
  - Complete Environmental Document



# U.S. 77 – I69E Plan

## Fully Funded by TxDOT - 2021 UTP



PROJECT #	TxDOT CSJ	DESCRIPTION	CONSTRUCTION COST (INTERIM)
1	0074-06-241	IH 37 from REDBIRD LN. (OVERPASS) to Nueces River. Widen Freeway By Constructing Additional 2 Travel Lanes Nb & 1 Additional Travel Lane sb	\$ 60,000,000
2	0102-02-101	South of County Road 28 (Control Break) to North of FM 2826	\$ 13,000,000
3	0102-03-083	County Road 16 to South of County Road 28 Driscoll Relief Route	\$ 86,158,273
4	0102-03-082	FM 3354 to County Road 16	\$ 23,240,669
5	0102-04-099	County Road 2130 to FM 1356 in Kingsville	\$ 45,000,000
6	0102-04-097	County Road 2130 to 1.5 miles north of SH 285	\$ 95,000,000
7	0327-09-002	1.5 miles north of SH 285 to Kenedy/Kleberg County Line Riviera Relief Route	\$ 120,000,000
8	0327-02-056	8 miles South of La Parra Ave. to Kenedy/Kleberg County Line Riviera Relief Route	\$ 20,500,000
9	0327-03-048	9.6 miles North of Norias Rd. to 8 Miles South of La Parra Ave.	\$ 22,225,000
10	0327-04-037	9.6 MILES NORTH OF NORIAS RD to NORIAS RD.	\$ 47,792,728
11	0327-05-041	NORIAS RD to 1.34 MI N OF WILLACY/KENEDY C.L.	\$ 76,159,272
12	0327-05-042	Willacy/Kenedy County Line to 1.34 miles North of Willacy/Kenedy County Line	\$ 7,192,983
13	0327-10-062	0.93 miles South of Willacy/Kenedy County line to Willacy/Kenedy County Line	\$ 8,216,284
14	0327-10-057	BUS 77 to 0.93 miles South of Willacy/Kenedy County Line	\$ 22,671,108
15	0327-10-063	SPUR 413 to Cameron/Willacy County Line	\$ 4,380,000
16	0039-07-049	Industrial Blvd to LP499 - NB & SB RAMPS REVERSAL	\$ 2,758,554.00
<b>Subtotals</b>			<b>\$ 654,294,871</b>



## I-69 Connector (FM 1925 Extension)



- 1 **Environmental** - TxDOT Lead
- 2 **Preliminary Engineering** - TxDOT Lead
- 3 **ROW & Utilities:** - TxDOT Lead
- 4 **Design** - TxDOT Lead
- 5 **Funding** - TxDOT Lead

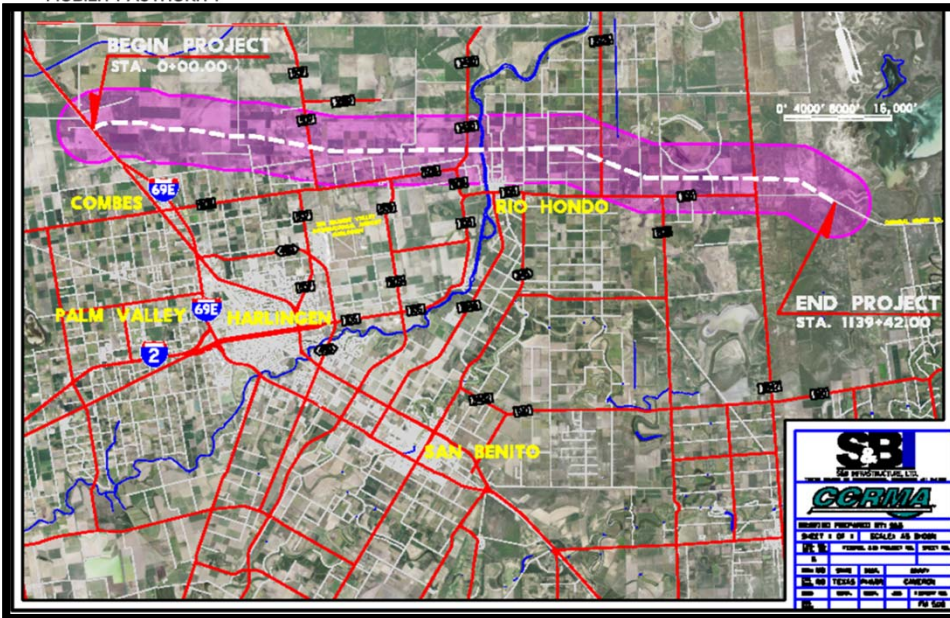
### Recent Activity:

- TxDOT is developing preliminary Alternatives for the I69 Connector (I69-C to I69W)
- TxDOT Fully Funded the I-69 Connector in the 2021 DRAFT UTP (\$220M)
- CCRMA is engaged with TxDOT and its consultants to develop potential alignment alternatives through the NEPA process



# Outer Parkway

CSJ: 0921-06-283



### Recent Activity:

- TxDOT is developing preliminary Alternatives for the I69 Connector (I69-C to I69W)
- TxDOT Fully Funded the I-69 Connector in the 2021 DRAFT UTP (\$220M)
- CCRMA is currently coordinating with TxDOT to extend the study limits east from I69 to FM 106 to provide connectivity to the Laguna Madre Area

- |   |                                |                    |
|---|--------------------------------|--------------------|
| 1 | <b>Environmental</b>           | - 25% complete     |
| 2 | <b>Preliminary Engineering</b> | - 20% complete     |
| 3 | <b>ROW &amp; Utilities:</b>    | - pending          |
| 4 | <b>Design</b>                  | - pending          |
| 5 | <b>Funding</b>                 | - partially funded |



## South Padre Island 2<sup>nd</sup> Access CSJ: 0921-06-163



### Recent Activity:

- TxDOT has committed to reviewing Preliminary Engineering Documents in 2020
- CCRMA is developing alternate financing plans.

- |   |   |
|---|---|
| 1 | <b>Environmental</b> - 75% complete           |
| 2 | <b>Preliminary Engineering</b> - 75% complete |
| 3 | <b>ROW &amp; Utilities:</b> - 30% complete    |
| 4 | <b>Design</b> - pending                       |
| 5 | <b>Funding</b> - pending                      |



## CCRMA Transportation Technology Projects

**CCRMA has developed technology to connect the current transportation systems, such as Toll Roads, Toll Bridges, and Parking Systems in order to create transportation efficiencies**

- Goals to improve and increase trade efficiencies
- Use technology to connect systems and create a more seamless travel for Commercial and Passenger Traffic
- Develop useful data analytics for travelers of the Rio Grande Valley



## CCRMA Transportation Technology Projects

### Current Projects in Development/Planning Phase

#### Cameron County Bridges

- 12 ETC Lanes
- Integrate with CCRMA Tag
- Create mobile payment applications

#### Cameron County Parks

- 10 ETC Lanes
- Integrate with CCRMA Tag
- Create mobile payment solutions

#### Port of Brownsville

- 6 ETC Lanes
- Integrate annual and daily passes with CCRMA Tag
- Enhance security features of Port Entry



**HCRMA**  
HIDALGO COUNTY REGIONAL MOBILITY AUTHORITY

## BOARD OF DIRECTORS MEETING FOR DEC 2019

### HCRMA Board of Directors

**S. David Deanda, Jr., Chairman**

**Forrest Runnels, Vice-Chairman**

**Ricardo Perez, Secretary/Treasurer**

**Francisco “Frank” Pardo, Director**

**Paul S. Moxley, Director**

**Alonzo Cantu, Director**

**Ezequiel Reyna, Jr., Director**

### HCRMA Administrative Staff

**Pilar Rodriguez, PE, Executive Director**

**Eric Davila, PE, PMP, CCM, Chief Dev. Eng.**

**Ramon Navarro IV, PE, CFM, Chief Constr. Eng.**

**Celia Gaona, CIA, Chief Auditor/Compliance Ofcr.**

**Jose Castillo, Chief Financial Ofcr.**

### General Engineering Consultant

**HDR ENGINEERING, INC.**

***Report on HCRMA Program Management Activity  
Chief Development Engineer – Eric Davila, PE, PMP, CCM***

## ▶ OVERVIEW

- ❑ 365 TOLL Project Overview
- ❑ IBTC Project Overview
- ❑ Overweight Permit Summary
- ❑ Construction Economics Update

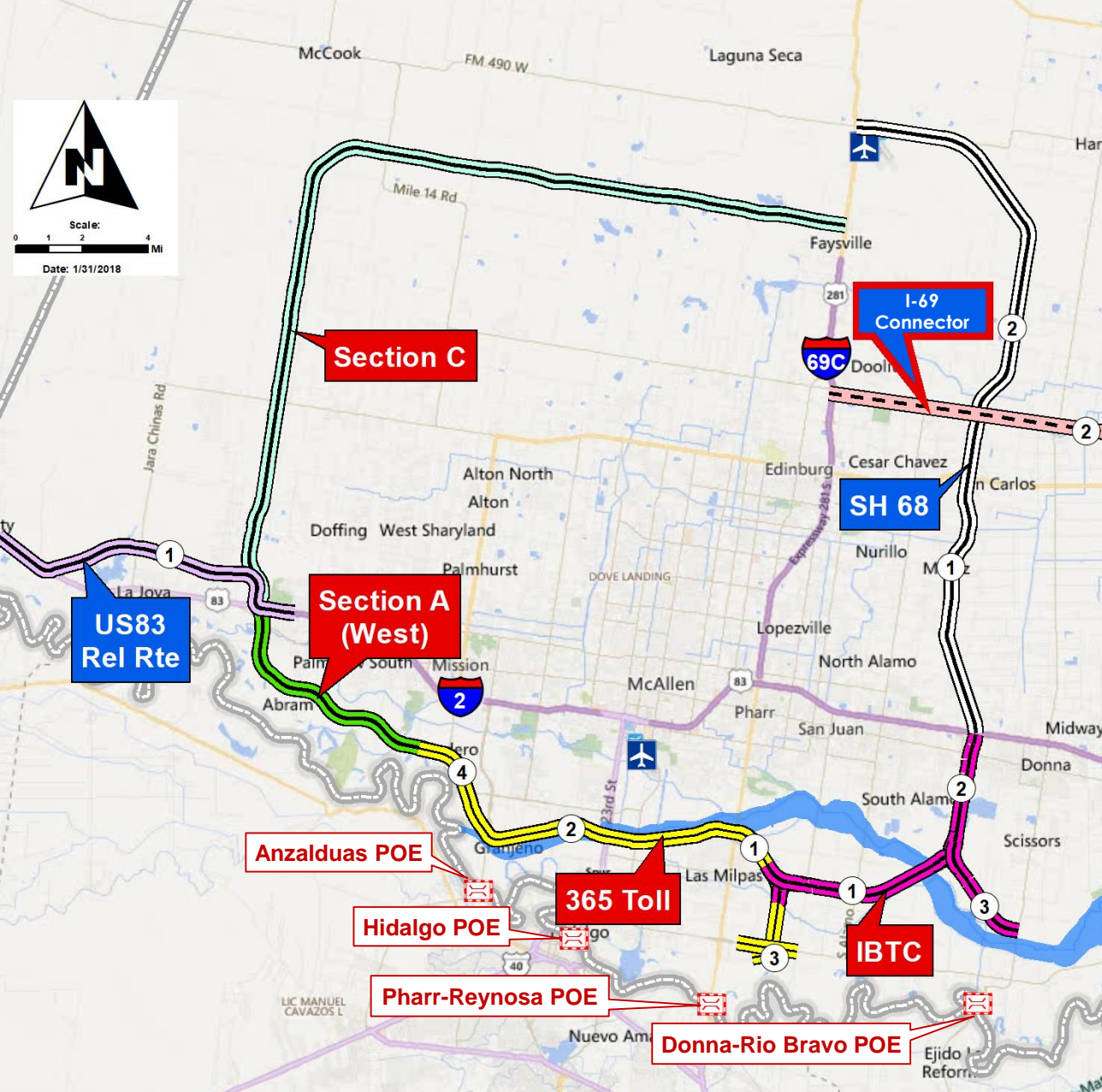
### MISSION STATEMENT:

“To provide our customers with a rapid and reliable alternative for the safe and efficient movement of people, goods and services”



# HCRMA STRATEGIC PLAN

DEVELOP THE  
INFRASTRUCTURE TO  
SERVE A POPULATION  
OF APPROXIMATELY  
800,000 RESIDENTS  
AND  
5 INTERNATIONAL  
PORTS OF ENTRY



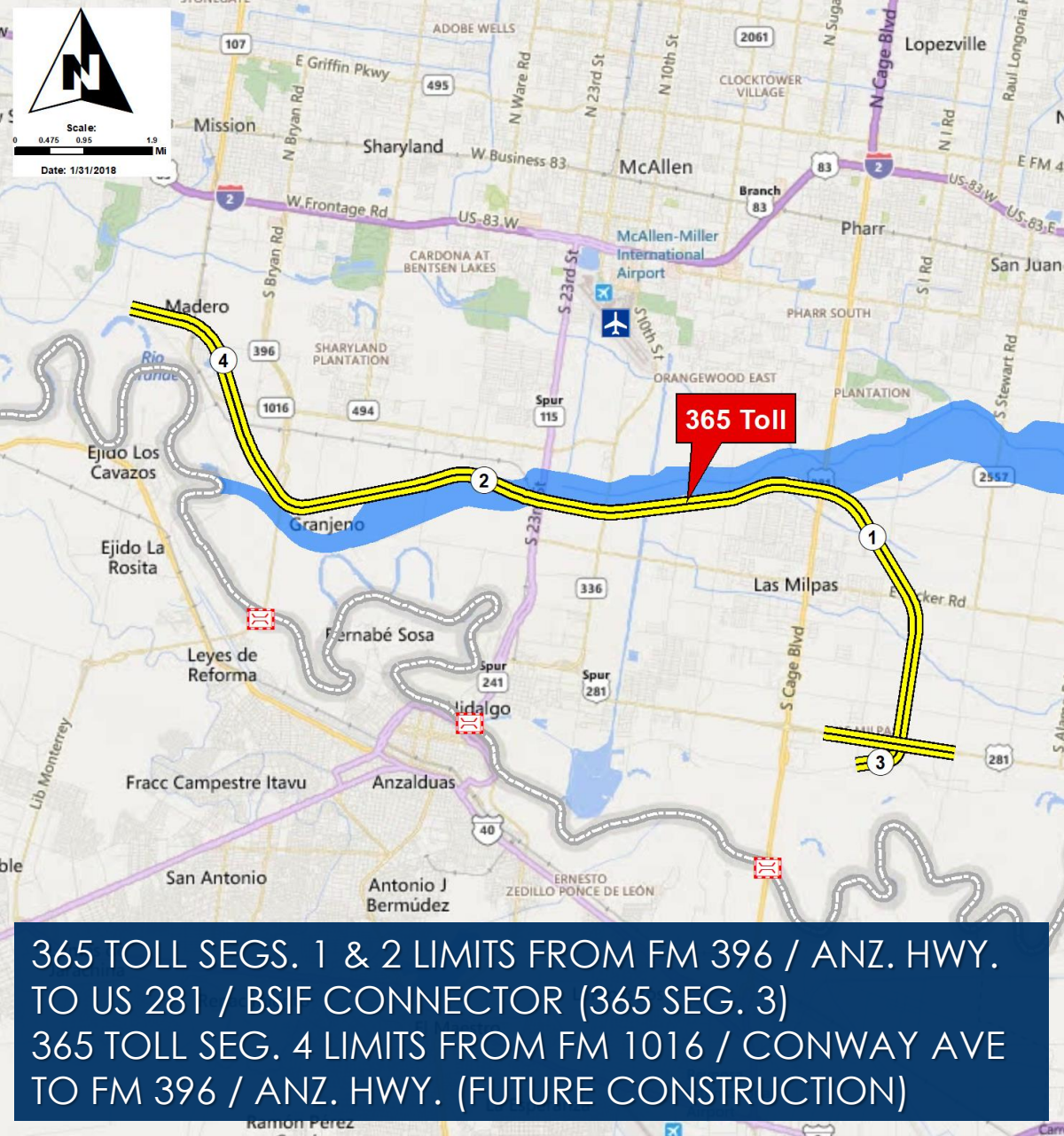
# SYSTEM WIDE

## ▶ ROAD TO 2021 UTP

- ❑ 2021 UTP Draft Funding Table (released by TxDOT Nov 2019)
  - 365 Toll appears fully funded for construction – project needs revised PDA and FAA
  - IBTC construction is listed – HCRMA provided updated estimate and project needs revised PDA.
- ❑ What's in the RGVMPO (Local Plan)
  - 365 Toll Project (TIP / MTP) thru construction
  - IBTC Project (TIP / MTP) thru design (pending funding commitments to list thru construction)
- ❑ Moving Forward:
  - Aligning both plans together in the 2021 UTP
  - Negotiate PDA's for 365 Toll and IBTC
  - Secure financial commitments for full shovel-readiness on IBTC.

**PDA** – Project Development Agreement  
**FAA** – Financial Assistance Agreement  
**TIP** – Transportation Improvement Program (Short range)  
**MTP** – Metropolitan Transportation Plan (Long Range)





365 TOLL SEGS. 1 & 2 LIMITS FROM FM 396 / ANZ. HWY. TO US 281 / BSIF CONNECTOR (365 SEG. 3)  
 365 TOLL SEG. 4 LIMITS FROM FM 1016 / CONWAY AVE TO FM 396 / ANZ. HWY. (FUTURE CONSTRUCTION)



**MAJOR MILESTONES:**

NEPA CLEARANCE  
 07/03/2015

98% ROW AS OF  
 09/30/2018

**PH 1: 365 SEG. 3 –**  
 LET: 08/2015  
 STARTED: 02/2016

**PH 2: 365 TOLL**  
**SEGS. 1 & 2 –**  
 RE-LET: 08/2019  
 START: TBD



# 365 TOLL

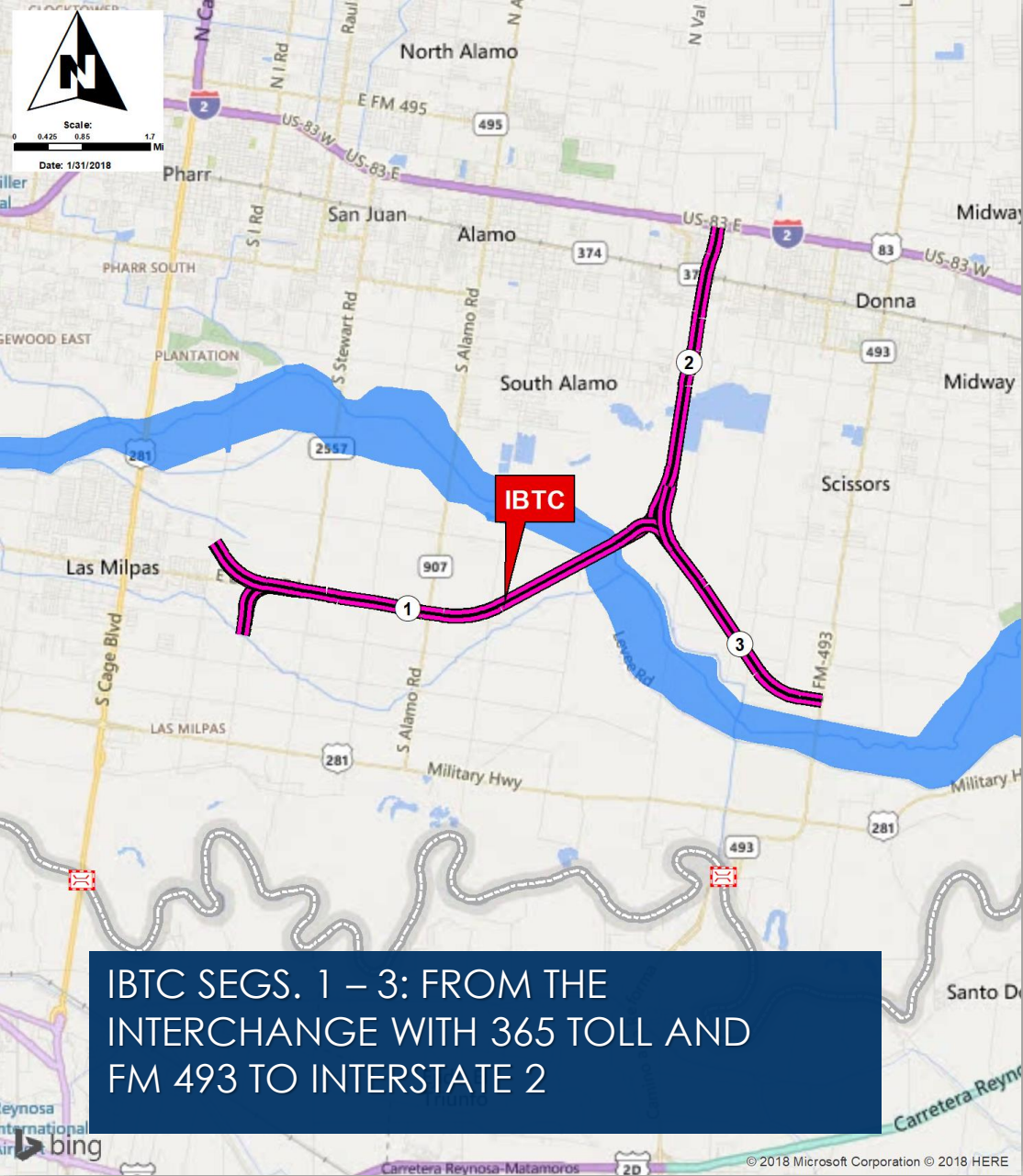
## ► **DEVELOPMENT MILESTONES:**

- ❑ **07/2015**, Obtained Env. Clearance,
- ❑ **08/2015**, Held Utility Kickoff Mtgs.,
- ❑ **09/2017**, 95% of ROW Acquired,
- ❑ **09/2017**, Submitted 100% PS&E,
- ❑ **10/2017**, Received State Letter of Authority, and
- ❑ **09/2019**, Initiated Remaining Utility Relocations.

## ► **TENTATIVE SCHEDULE:**

- ❑ **02/2020**, Obtain additional funding commitments / Revise PDA and related agreements,
- ❑ **03/2020**, Receive permission to re-let the project / Amend FPAA,
- ❑ **05/2020 - 06/2020**, Advertise the 365 Toll (60 days) & Hold prebid last week in May,
- ❑ **07/2020**, Open Bids by 1st week & by 2nd week conditionally award contract,
- ❑ **08/2020**, Receive TxDOT / FHWA concurrence with award of contract,
- ❑ **09/2020 - 10/2020**, Purchase remaining 5% or ROW and finalize remaining utility relocations,
- ❑ **11/2020**, Commence construction, and
- ❑ **06/2024**, Open to traffic.





IBTC SEGS. 1 – 3: FROM THE INTERCHANGE WITH 365 TOLL AND FM 493 TO INTERSTATE 2



**MAJOR MILESTONES:**

OBTAINED EA ENV CLASSIF.: 11/2017

EST. NEPA CLEARANCE: 03/2020

EST. LETTING: 01/2021

EST. OPEN: 06/2024

# ▶ IBTC SCHEDULE

## International Bridge Trade Corridor (IBTC) (CSJ: 0921-02-142)

(From the Interchange with 365 Toll and FM 493 to Interstate 2)

Project Milestones	2019												2020												2021																					
	Jan	Feb	Mar	Apr	May	Jun	Jul	Aug	Sep	Oct	Nov	Dec	Jan	Feb	Mar	Apr	May	Jun	Jul	Aug	Sep	Oct	Nov	Dec	Jan	Feb	Mar	Apr	May	Jun	Jul	Aug	Sep	Oct	Nov	Dec										
Environmental (Ongoing)	█	█	█	█	█	█	█	█	█	█	█	█	█	█	█	█	█	█	█	█	█	█	█	█																						
Surveys (65%)	█	█	█	█	█	█	█	█	█	█	█	█																																		
ROW Title Research / Appraisals			█	█	█	█	█	█	█	█	█	█																																		
ROW Acquisition (5% Adv. Acq.)																									█	█	█	█	█	█	█	█	█	█	█	█	█	█	█	█	█	█	█	█	█	
Plans, Specs., & Estimates (50%)			█	█	█	█	█	█	█	█	█	█													█	█	█	█	█	█	█	█	█	█	█	█	█	█	█	█	█	█	█	█	█	█
Utility Coordination (SUE 100%)																																														
Utility Relocation																									█	█	█	█	█	█	█	█	█	█	█	█	█	█	█	█	█	█	█	█	█	█
Constr. Contract Letting Phase																																														
Constr. Award / Commence																																														

CONSTRUCTION FROM 06/2021 TO 06/2024



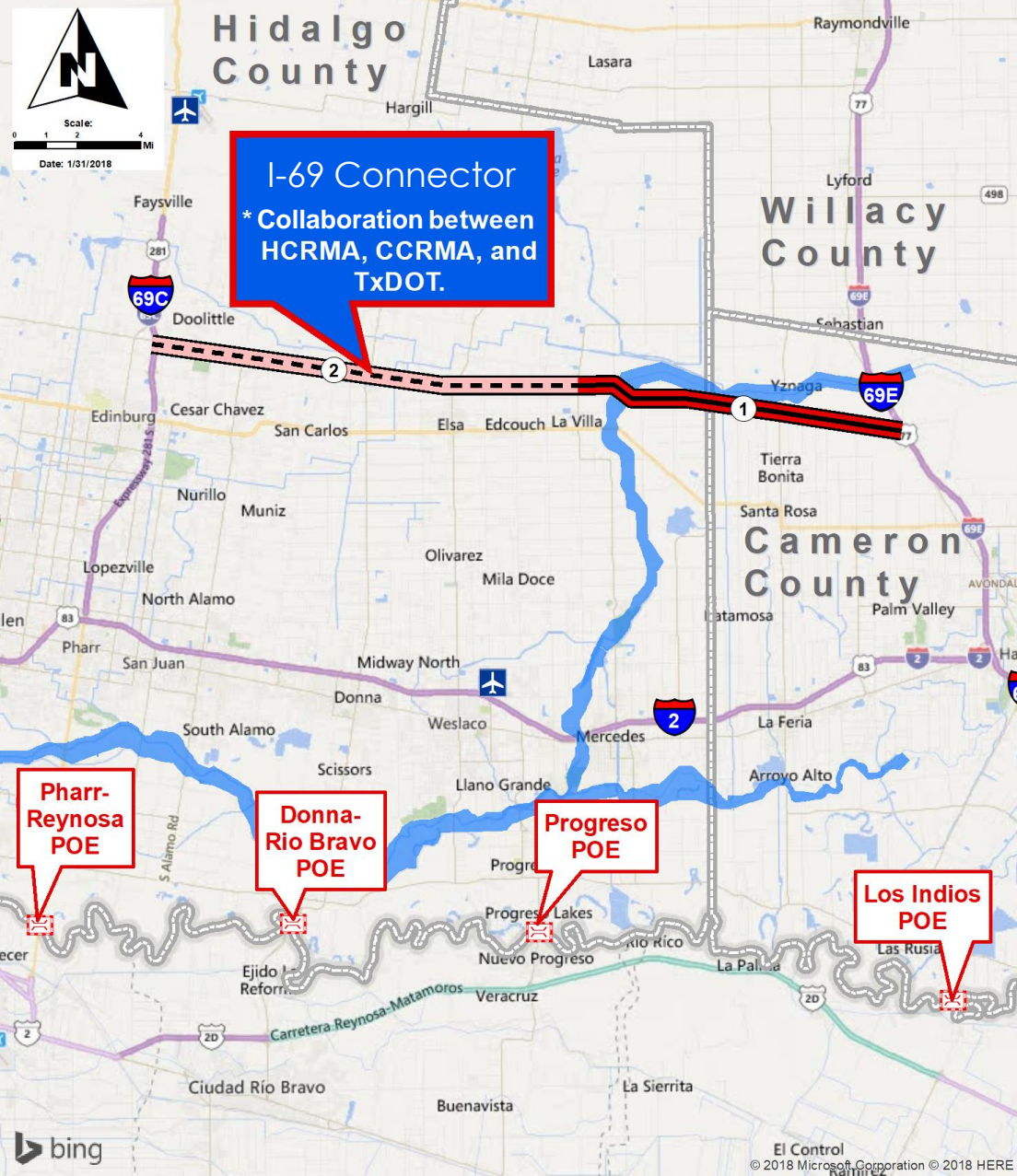
## ▶ ADVANCE PLANNING

- ❑ Env.: Classification Letter and Scoping Toolkit Submitted Aug 2017
- ❑ Held IBTC Environmental Kick off with TxDOT PHR / ENV April 6, 2018.
- ❑ VRF UTP Matching Funds request processed at the HCMPO—pending adoption by TxDOT at State Level.
- ❑ All env. fieldwork complete: Waters of the US and Archeological trenching—Internal ROE efforts were instrumental to accelerating this work.
- ❑ Meeting held with EPA/TCEQ/TxDOT to discuss Donna Reservoir site for the Hazmat portion of the NEPA Document Oct 2018.
- ❑ Public Meeting took place at Donna High School March 29, 2019.
- ❑ All major milestone reports submitted and undergoing reviews: Project Description, Hazmat, Historic Resources, Public Meeting Summary Report, Waters of the US, and Archaeological Resources.
- ❑ Mitigation plans, as warranted, will be drawn up at completion of the milestone reports.

## ▶ OTHER:

- ❑ Surveys (65% complete) – anticipate new survey pool procurement once TxDOT approves new federalized procurement procedures by end of Fall 2019.
- ❑ ROW Acquisition (5% complete)
- ❑ Utility Relo. (SUE 100%, coordination initiated, Overall 20%)
- ❑ Design (PS&E, 50% complete): On Hold





# I-69 Connector

**(COLLABORATION W/ TXDOT, CCRMA, AND HCRMA)**

## DESCRIPTION:

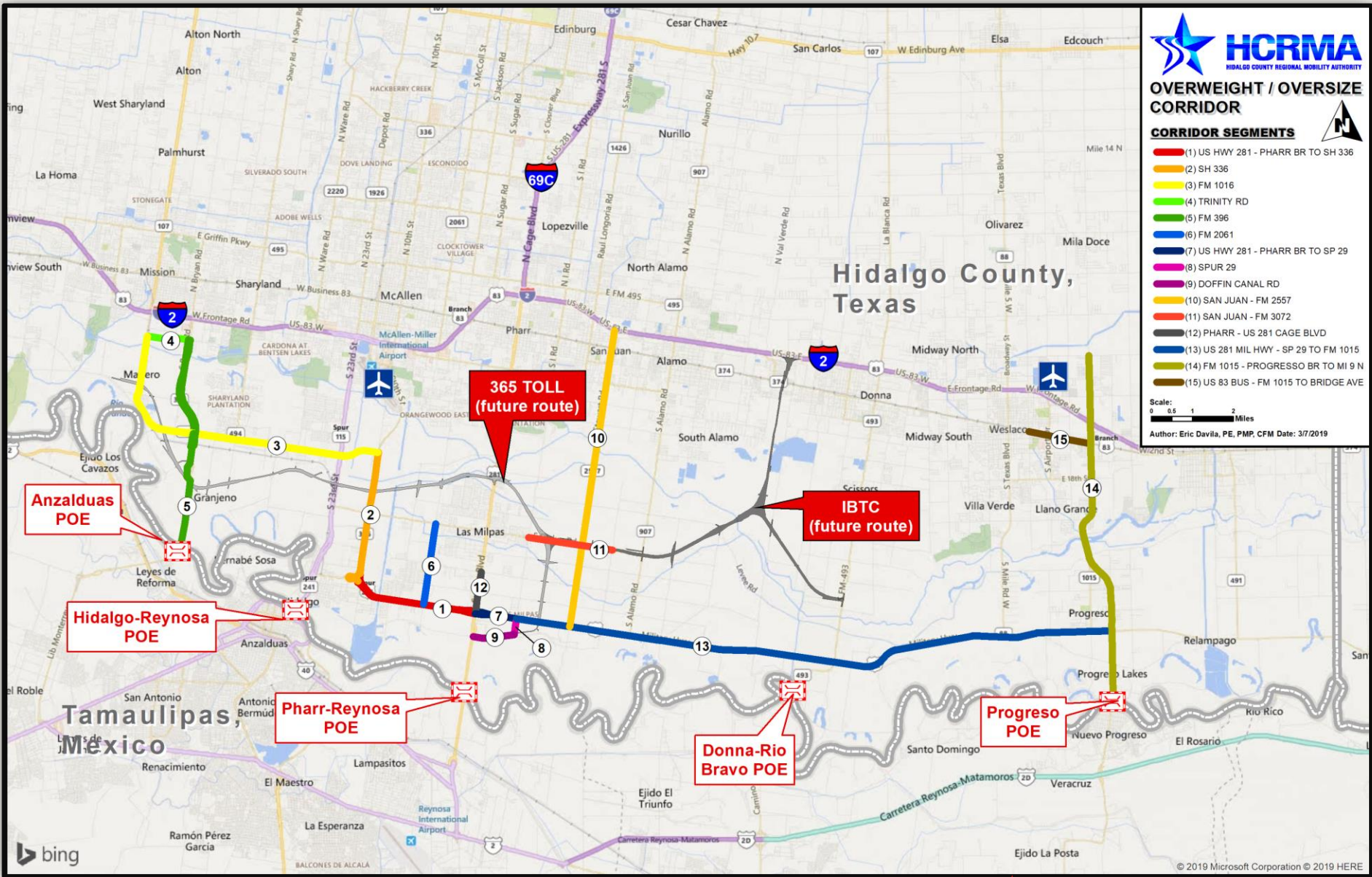
- ▶ PROJECT LENGTH ~27 MILES
- ▶ FROM I-69C IN HIDALGO COUNTY TO I-69E IN CAMERON COUNTY
- ▶ KEY PARALLEL CORRIDOR TO I-2 WITH IMPORTANCE TO MOBILITY PROJECTS BY TXDOT, CCRMA AND HCRMA
- ▶ TXDOT COMMITTED SUPPLEMENTAL DEVELOPMENT AUTHORITY FUNDS FOR THE ENTIRE 27 MILE CORRIDOR AS AN EXPRESSWAY FACILITY.
- ▶ TXDOT HAS COMMITTED TO FUNDING THE DEVELOPMENT OF THE SCHEMATIC DESIGN AND ENVIRONMENTAL DOCUMENTS.
- ▶ STAKEHOLDER KICKOFF SCHEDULED FOR EARLY OCT 2019.

**OVERWEIGHT / OVERSIZE  
CORRIDOR**

**CORRIDOR SEGMENTS**

- (1) US HWY 281 - PHARR BR TO SH 336
- (2) SH 336
- (3) FM 1016
- (4) TRINITY RD
- (5) FM 396
- (6) FM 2061
- (7) US HWY 281 - PHARR BR TO SP 29
- (8) SPUR 29
- (9) DOFFIN CANAL RD
- (10) SAN JUAN - FM 2557
- (11) SAN JUAN - FM 3072
- (12) PHARR - US 281 CAGE BLVD
- (13) US 281 MIL HWY - SP 29 TO FM 1015
- (14) FM 1015 - PROGRESSO BR TO MI 9 N
- (15) US 83 BUS - FM 1015 TO BRIDGE AVE

Scale: 0 0.5 1 2 Miles  
Author: Eric Davila, PE, PMP, CFM Date: 3/7/2019



▶ **OVERWEIGHT PERMITS HISTORY**  
**JAN 1, 2014 – Nov 30, 2019**

**OW**

<b>Total Permits Issued:</b>	<b>146,601</b>
<b>Total Amount Collected:</b>	<b>\$ 20,657,082</b>
■ <b>Convenience Fees:</b>	\$ 500,682
■ <b>Total Permit Fees:</b>	\$ 20,156,400
– Pro Miles:	\$ 439,803
– TxDOT:	\$ 17,132,940
– HCRMA:	\$ 2,583,657



▶ **OVERWEIGHT PERMITS MONTHLY SUMMARY**  
**JAN 1, 2019 – Nov 30, 2019**

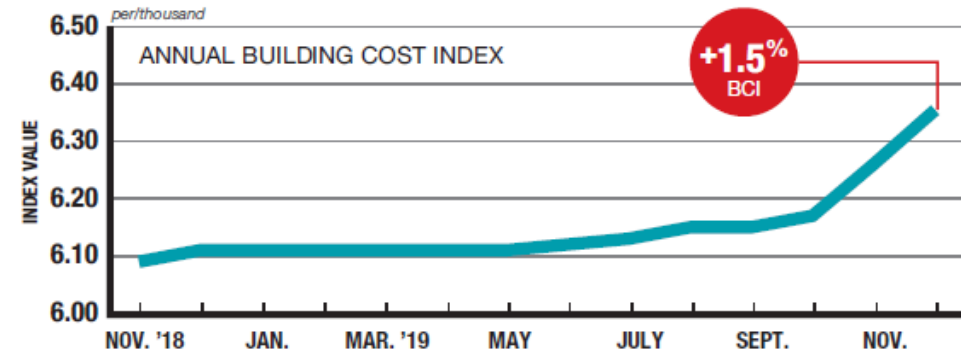
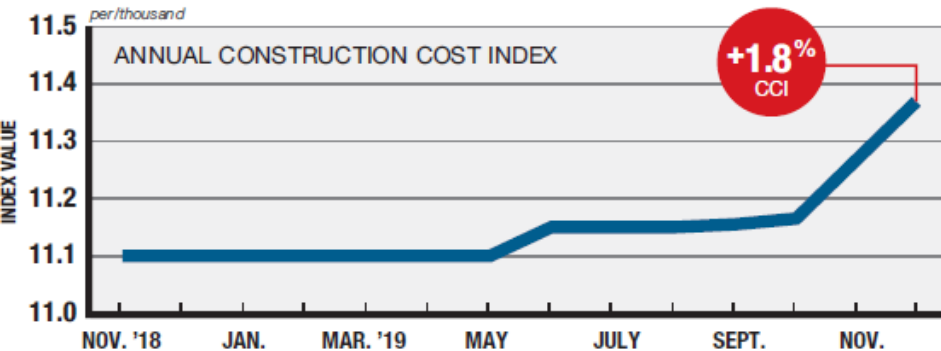
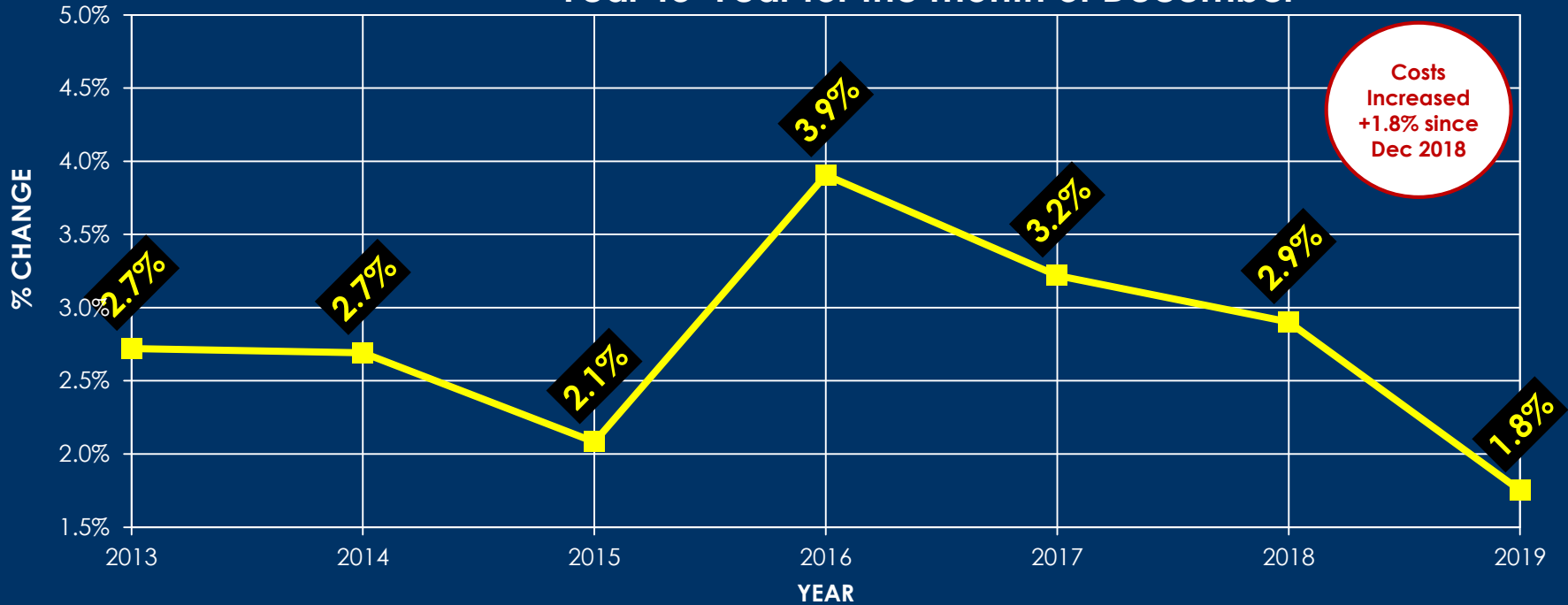
**OW**

<b>Total Permits Issued:</b>	<b>31,752</b>
<b>Total Amount Collected:</b>	<b>\$ 6,501,834</b>
■ <b>Convenience Fees:</b>	<b>\$ 151,434</b>
■ <b>Total Permit Fees:</b>	<b>\$ 6,350,400</b>
– Pro Miles:	\$ 95,256
– TxDOT:	\$ 5,397,840
– HCRMA:	\$ 857,304



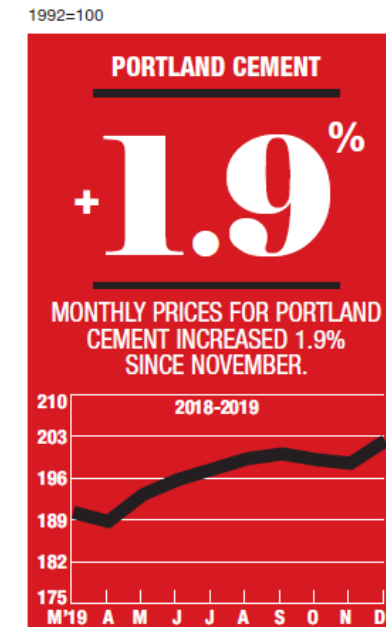
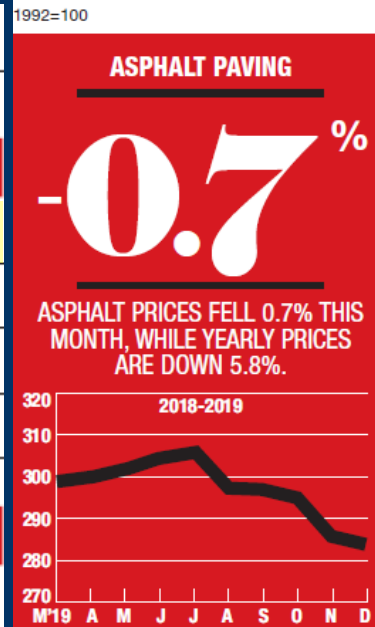
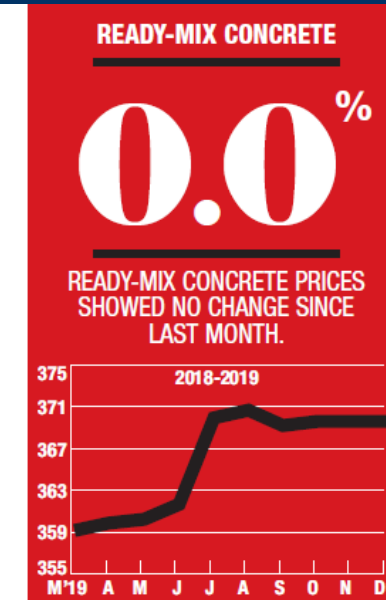
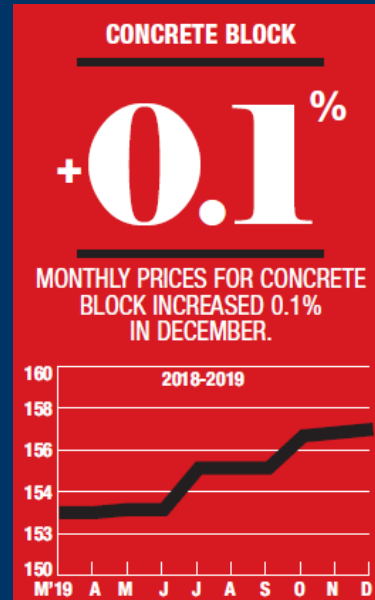
# ▶ CONSTR. ECONOMICS DECEMBER 2019

Construction Cost Index (CCI) Change (%)  
Year-to-Year for the month of December



# ▶ CONSTR. ECONOMICS DECEMBER 2019

- The 20-city average price for liquid asphalt has changed as follows:
  - Monthly price decreased 0.7%.
  - Yearly price decreased 5.8% since 2018.



## 20-CITY AVERAGE

ITEM	UNIT	\$PRICE	%MONTH	%YEAR
<b>ASPHALT PAVING</b>				
PG 58	TON	414.12	<b>-0.7</b>	-5.8
Cutback, MC800	TON	379.23	+0.1	-2.9
Emulsion, RAPID SET	TON	360.26	+0.1	0.0
Emulsion, SLOW SET	TON	369.82	0.0	-0.3
<b>PORTLAND CEMENT</b>				
Type one	TON	142.01	<b>+1.9</b>	+23.9



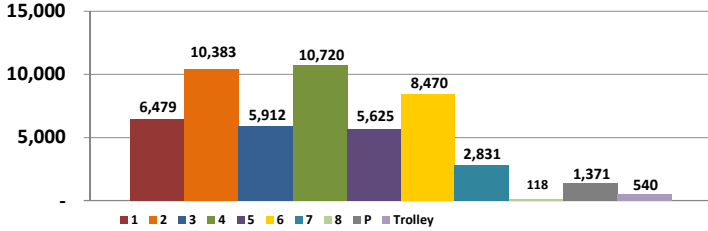
# FY 2019-2020 METRO MCALLEN

## OCTOBER 1, 2019 thru OCTOBER 31, 2019 Ridership and Fares

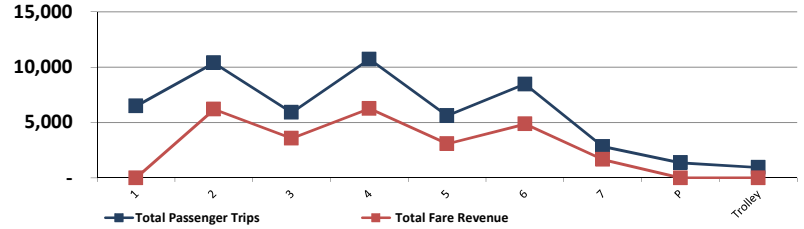
TOTAL RIDERSHIP= 55,861

TOTAL ANNUAL FARE REVENUE= \$27,268

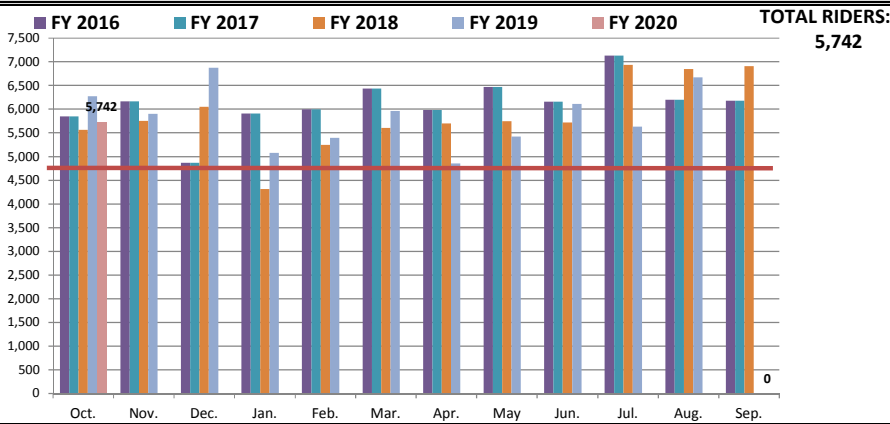
### Ridership by Route



### Route Summary



### SERVICE EXTENSION - YTD Ridership



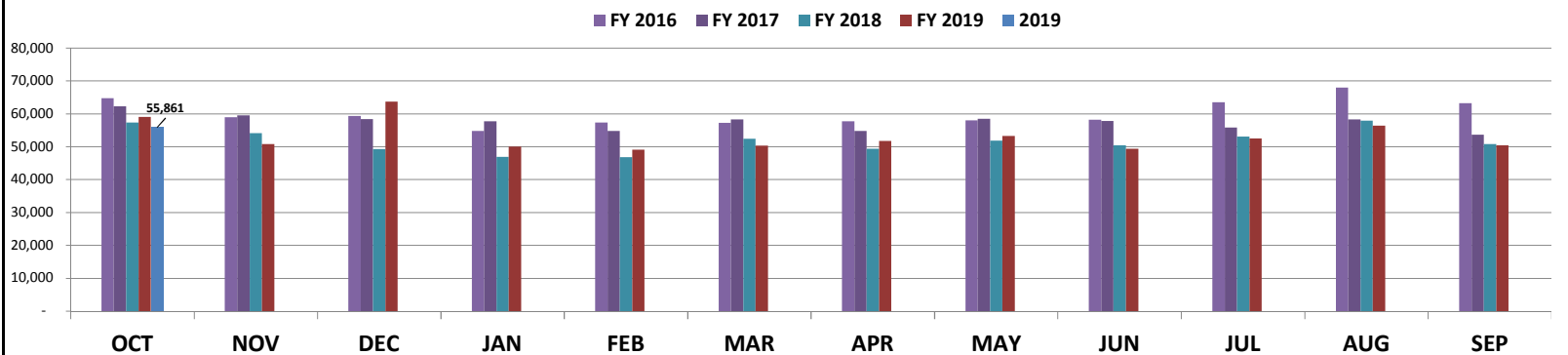
MONDAY-SATURDAY 6:00PM - 9:00PM  
&  
SUNDAY 8:00PM - 6:00PM  
ROUTES



### MONTHLY RIDERSHIP OF SERVICE EXPANSION

Fiscal Year	Oct.	Nov.	Dec.	Jan.	Feb.	Mar.	Apr.	May	Jun.	Jul.	Aug.	Sep.	TOTAL
FY 2016	7,611	8,034	5,811	7,251	9,216	5,927	6,670	8,112	6,592	7,643	7,158	7,275	87,300
FY 2017	5,848	6,166	4,867	5,907	5,998	6,435	5,982	6,468	6,158	7,130	6,201	6,177	73,337
FY 2018	5,566	5,750	6,052	4,318	5,245	5,607	5,700	5,747	5,718	6,937	6,847	6,910	70,397
FY 2019	6,271	5,901	6,875	5,077	5,397	5,963	4,853	5,425	6,114	5,632	6,674	0	64,184
FY 2020	5,742											0	5,742
MONTHLY GOAL	3,750	3,750	3,750	3,750	3,750	3,750	3,750	3,750	3,750	3,750	3,750	3,750	45,000

### FY 2016 - FY 2019 RIDERSHIP SUMMARY



Fiscal Year	OCT	NOV	DEC	JAN	FEB	MAR	APR	MAY	JUN	JUL	AUG	SEP	TOTAL	%Change
FY 2016	64,794	59,028	59,372	54,790	57,424	57,302	57,775	58,086	58,252	63,595	68,022	63,240	721,681	-3%
FY 2017	62,302	59,579	58,435	57,775	54,853	58,309	54,799	58,516	57,869	55,857	58,318	53,713	690,326	-4%
FY 2018	57,362	54,208	49,299	46,919	46,832	52,501	49,400	51,919	50,509	53,107	57,952	50,802	620,809	-10%
FY 2019	59,124	50,893	63,768	50,089	49,104	50,408	51,768	53,334	49,413	52,514	56,433	50,512	637,360	3%
FY 2020	55,861												55,861	-91%

# Brownsville Metro's Transit Status Report



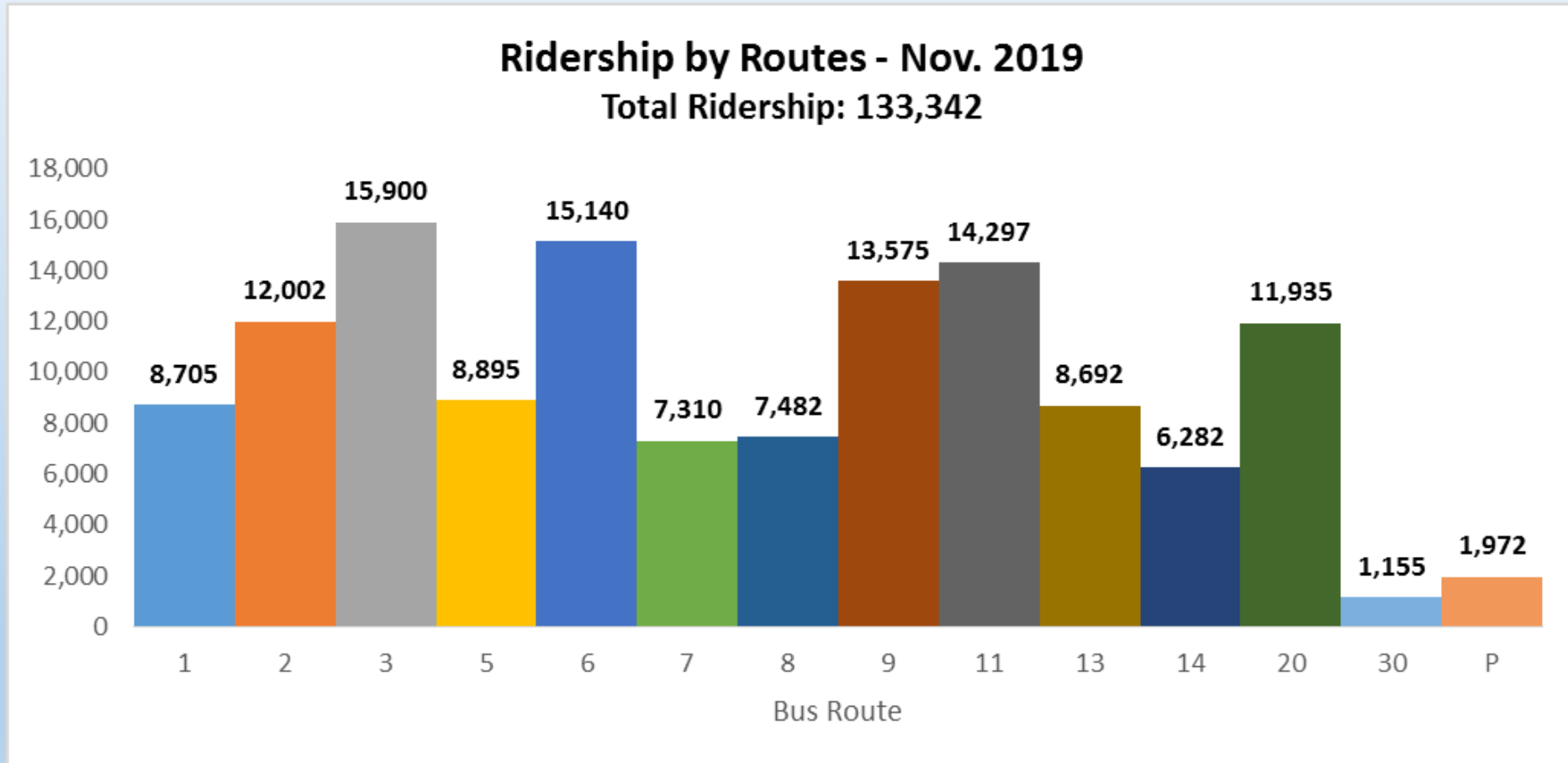
By: Norma Zamora

Multimodal Transportation Department Director  
City of Brownsville





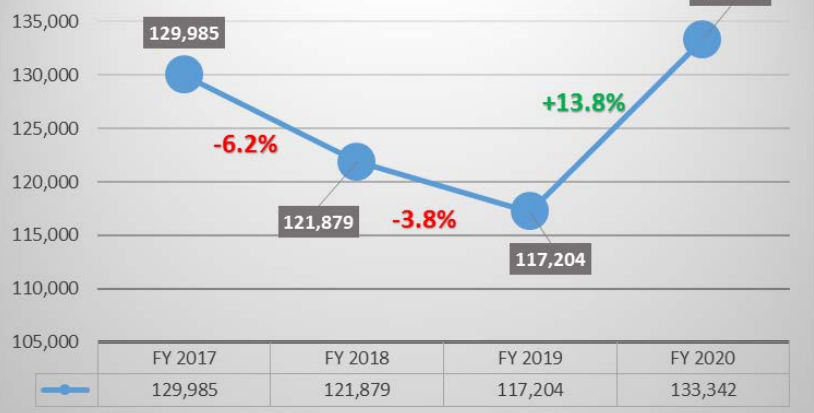
# Brownsville Metro



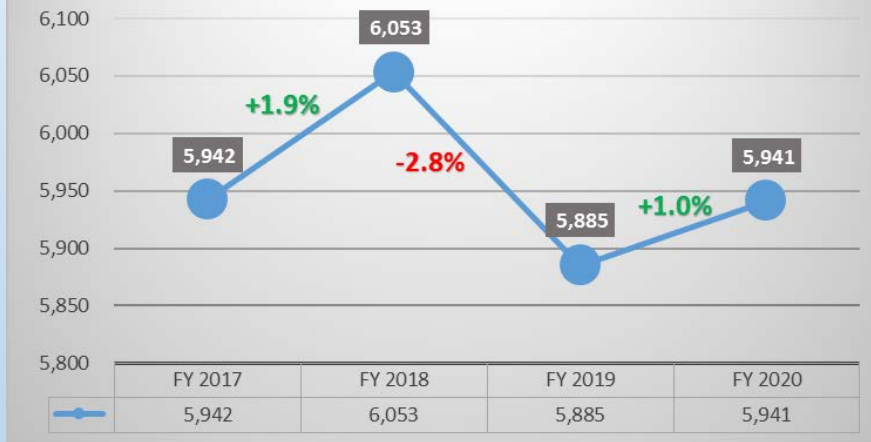


# Brownsville Metro

### November Ridership



### November Revenue Hours



### November Revenue Miles





# Brownsville Metro's On-going Projects



# Connecting Communities Project

- **Project 1-** (A) Improve the Site Safety and Function (ISS&F)  
(B) New Passenger Facility to Site (NPFS)
- **Project 2-** Improve Bus Stop Safety and Comfort
- **Project 3-** Purchase of Replacement Revenue Vehicles

Total Estimated Project Cost- **\$14,830,141**





# Project 1 – Improve the Site Safety & Function and New Passenger Facility to Site

- **(A)** Improve the Site Safety & Function -----
- **(B)** New Passenger Facility to Site -----

Total Estimated Project Cost-  
**\$7,112,007**





# Project 1 – (A) Improve the Site Safety and Function (ISS&F)

Description- Improves safety and the daily operational functions on Brownsville Metro's Maintenance and Operations Facility

***(NO UPDATES)***

1. Pre. Engineering - **40%**
2. Environmental - **100%**
3. ROW & Utilities - **100%**
4. Design - **50%**
5. Funding - TIGER: **\$3,140,141**
6. Total Estimated Project Cost- **\$6,079,007**

Project Needs: **A&E, Design & Final Construction Docs.**

Letting Date: **June 2020**



# Project 1 – (B) New Passenger Facility to Site (NPFS)

**CSJ #: 0921-06-304**

Description- New Passenger Facility-Eastside Transfer Station to include a park and ride

***(NO UPDATES)***

1. Pre. Engineering - **100%**
2. Environmental - **100%**
3. ROW & Utilities - **100%**
4. Design - **90%**
5. Funding - Cat. 9 (TAP): **\$407,486;**
6. Total Estimated Project Cost - **\$1,033,000**

Project Needs: **Final Construction Docs.**

Letting Date: **Dec. 2019**



# Project 2 – Improve Bus Stop Safety and Comfort

Description- Improvements to approximately 54 existing bus stops that consist of adding ADA accessible sidewalks, benches, shelters, bus pads and bike amenities.

**(NO UPDATES)**

1. Pre. Engineering - **100%**
2. Environmental - **100%**
3. ROW & Utilities – **N/A**
4. Design - **100%**
5. Construction – **20% \***
6. Funding - TIGER: **\$539,859/\*\***
7. Total Estimated Project Cost - **\$2,000,000**

Project Needs:

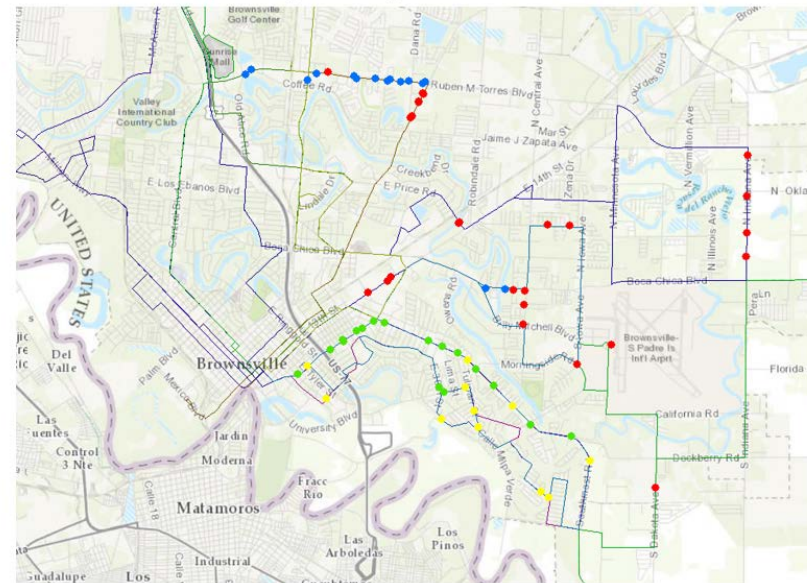
Completion of **43 Bus stops**

\* 11 Bus Stops completed in 2017

\*\* (BCIC, CDBG, COB, other partners)



TIGER Bus Stop Improvement locations



● TIGER ● CDBG ● BCIC ● FUTURE



# Project 3 – Purchase of Replacement Revenue Vehicles

Description- Purchase of (5) Hybrid Diesel-electric Transit Buses and (4) 40' standard fully equipped transit buses

1. Pre. Engineering – **N/A**
2. Environmental – **100%**
3. ROW & Utilities – **N/A**
4. Design - **100%**
5. Manufactured - **99% \***
6. Funding - TIGER: **\$2,020,000**; State: **\$1,825,000**;
7. Total Estimated Project Cost- **\$5,400,000**

Project Needs:

- Installation of decals, staff training

\* (4) 40' fully equipped buses were purchased with the \$1,825,000 State funding share.

\* The (4) Buses were received and transferred to LRGVDC / Valley Metro for RGV METRO Express service on Jan. 2019

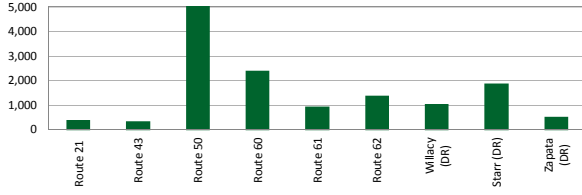


**Thank You**

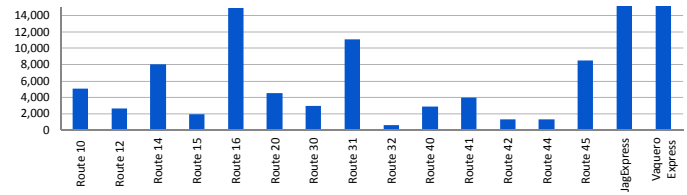


LOWER RIO GRANDE VALLEY DEVELOPMENT COUNCIL  
Valley Metro Service Summary  
FY 2020 October

RURAL  
Ridership by Route

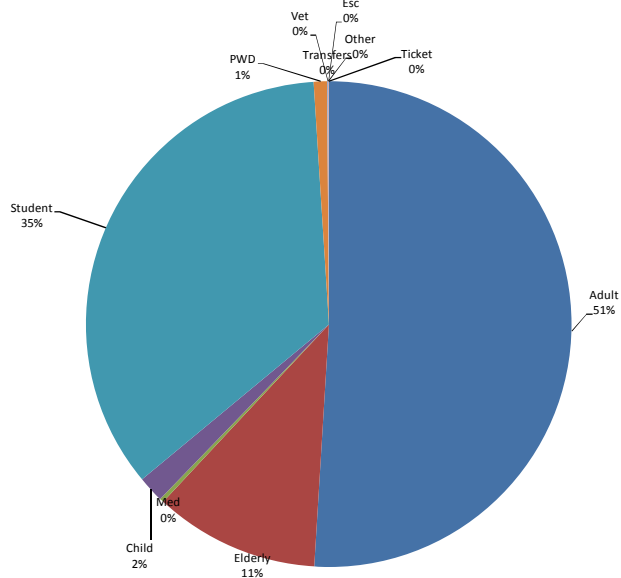


URBAN  
Ridership by Route



	Route	Total Passenger Trips	Route Activity	Area(s) Served
RURAL	Route 21	395	0%	Sullivan City, West Hidalgo County
	Route 43	346	0%	South Cameron County
	Route 50	10,229	5%	Brownsville, Port Isabel
	Route 60	2,380	1%	Roma, Rio Grande City
	Route 61	942	0%	Rio Grande City
	Route 62	1,383	1%	Rio Grande City
	Willacy (DR)	1,039	1%	Willacy County
	Starr (DR)	1,881	1%	Starr County
	Zapata (DR)	519	0%	Zapata County
Metro Express	10,165	5%	Rio Grande Valley	
URBAN	Route 10	5,037	3%	Edinburg
	Route 12	2,644	1%	Edcouch, Elsa, Edinburg
	Route 14	8,031	4%	Edinburg
	Route 15	1,907	1%	Edinburg
	Route 16	14,838	8%	Edinburg
	Route 20	4,530	2%	Mission
	Route 30	2,927	2%	Pharr, San Juan
	Route 31	11,044	6%	Hidalgo County
	Route 32	620	0%	Donna
	Route 40	2,883	1%	Harlingen
	Route 41	3,972	2%	Harlingen
	Route 42	1,341	1%	San Benito
	Route 44	1,292	1%	Primera, La Feria, Santa Rosa
	Route 45	8,438	4%	Cameron County
	JagExpress	18,996	11%	Weslaco, Pharr, McAllen
	Vaquero Express	72,326	38%	Edinburg
Hidalgo	84	0%	City of Hidalgo	
<b>TOTAL</b>	<b>190,189</b>	<b>100%</b>		

Ridership Breakdown by Category



FY 2019 Sept-October  
170,370

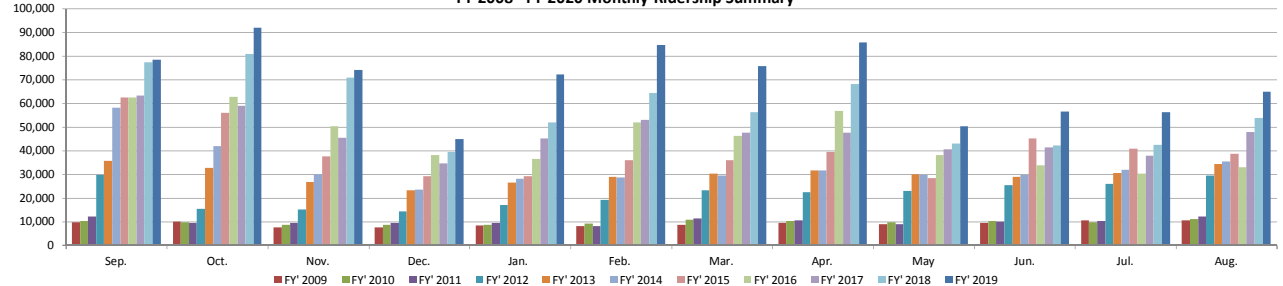
YEAR TO DATE RIDERSHIP REPORT  
FY 2020 October  
190,189

DIFFERENCE  
19,819

% DIFFERENCE  
12%

- \* Rural service - service in rural low - population areas outside of urbanized areas
- \* Urban service - service between or within urbanized areas

FY 2008 - FY 2020 Monthly Ridership Summary



Fiscal Year	Sep.	Oct.	Nov.	Dec.	Jan.	Feb.	Mar.	Apr.	May	Jun.	Jul.	Aug.	Total	Difference	%Change
FY* 2008	9,978	4,927	4,378	4,077	9,057	9,065	8,832	9,195	9,624	9,031	8,706	9,568	96,438	45,095	88%
FY* 2009	9,538	9,913	7,540	7,562	8,323	8,113	8,567	9,344	8,720	9,363	10,483	10,428	107,894	11,456	12%
FY* 2010	10,274	9,702	8,580	8,471	8,670	9,204	10,836	10,274	9,566	10,107	9,537	10,931	116,152	8,258	8%
FY* 2011	12,184	9,480	9,336	9,254	9,445	8,016	11,255	10,460	8,801	10,046	10,176	12,111	120,564	4,412	4%
FY* 2012	29,644	15,256	14,982	14,267	17,057	19,196	23,184	22,450	22,827	25,436	25,807	29,518	259,624	139,060	115%
FY* 2013	35,707	32,758	26,634	23,293	26,542	28,858	30,087	31,465	29,911	28,744	30,596	34,255	358,850	99,226	38%
FY* 2014	58,118	41,893	30,069	23,338	28,011	28,593	29,386	31,638	29,761	29,806	31,733	35,241	397,587	38,737	11%
FY* 2015	62,315	55,976	37,648	29,214	29,063	35,854	35,785	39,503	28,431	45,056	40,891	38,683	478,419	80,832	20%
FY* 2016	62,317	62,627	50,274	38,130	36,305	51,887	46,286	56,675	37,990	33,822	30,148	32,939	539,400	60,981	13%
FY* 2017	63,305	58,773	45,397	34,433	45,012	53,051	47,542	47,628	40,601	41,409	37,719	47,917	562,787	23,388	4%
FY* 2018	77,255	80,744	70,823	39,507	51,877	64,209	56,076	68,058	42,956	42,169	42,264	53,725	689,663	126,876	23%
FY* 2019	78,440	91,930	74,137	44,709	72,199	84,562	75,604	85,670	50,318	56,330	56,234	64,773	834,906	145,243	21%
FY* 2020	91,929	98,260											190,189		
Monthly Change from Previous FY	13,489														
% Change	17%														

FY 2018 URBANIZED PERFORMANCE MEASURES\*

COST EFFECTIVENESS  
Cost per revenue mile = \$2.40 State Avg. = \$4.85  
Cost per revenue hour = \$46.22 State Avg. = \$73.39  
Cost per passenger = \$4.16 State Avg. = \$5.21

SERVICE EFFICIENCY  
Passengers per revenue mile = 0.58 State Avg. = .93  
Passengers per revenue hour = 11.12 State Avg. = 14.10

FY 2018 NONURBANIZED PERFORMANCE MEASURES\*

COST EFFECTIVENESS  
Cost per revenue mile = \$3.03 State Avg. = \$2.99  
Cost per revenue hour = \$71.08 State Avg. = \$59.91  
Cost per passenger = \$14.83 State Avg. = \$20.21

SERVICE EFFICIENCY  
Passengers per revenue mile = 0.20 State Avg. = .15  
Passengers per revenue hour = 5.44 State Avg. = 2.96

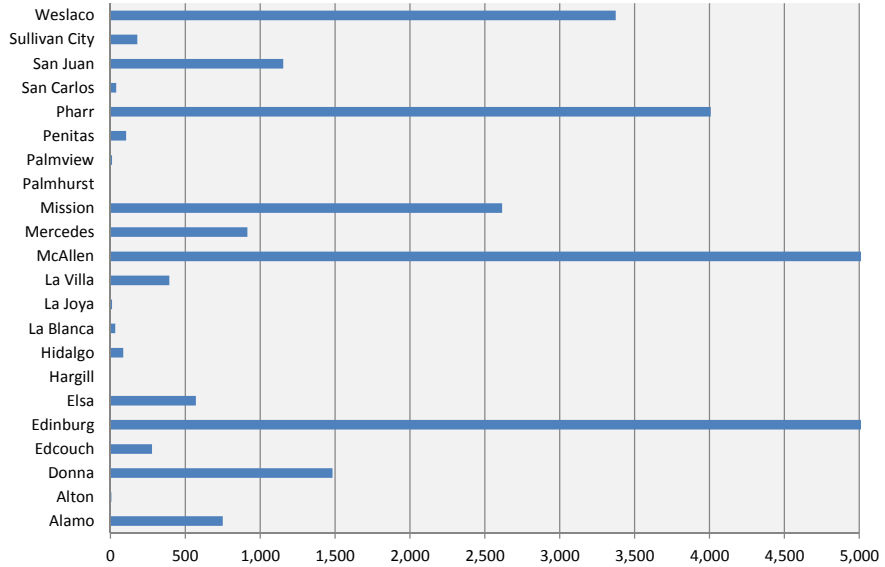
\*2018 Texas Transit Statistics Preliminary Report

## Distribution of Ridership

### Hidalgo County

Alamo	750
Alton	6
Donna	1,483
Edcouch	277
Edinburg	100,703
Elsa	571
Hargill	0
Hidalgo	84
La Blanca	32
La Joya	11
La Villa	392
McAllen	28,909
Mercedes	913
Mission	2,616
Palmhurst	0
Palmview	11
Penitas	104
Pharr	4,009
San Carlos	37
San Juan	1,154
Sullivan City	179
Weslaco	3,375
<b>Total</b>	<b>145,616</b>

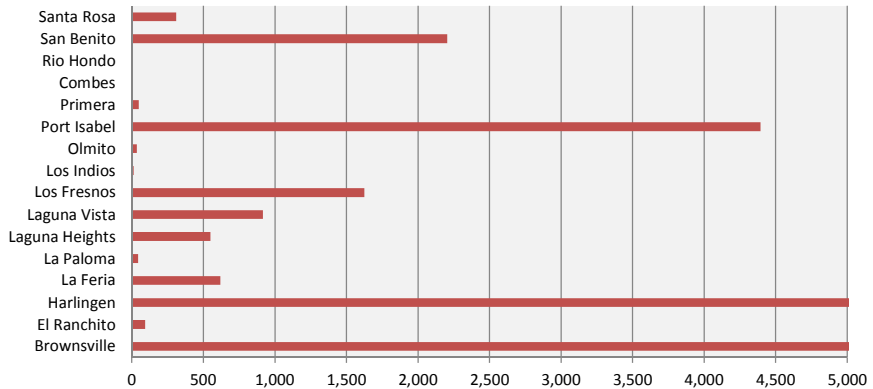
### Hidalgo County by Cities



### Cameron County

Brownsville	13,671
El Ranchito	92
Harlingen	11,913
La Feria	619
La Paloma	43
Laguna Heights	548
Laguna Vista	915
Los Fresnos	1,624
Los Indios	13
Olmito	34
Port Isabel	4,395
Primera	47
Combes	0
Rio Hondo	0
San Benito	2,205
Santa Rosa	310
<b>Total</b>	<b>36,429</b>

### Cameron County by Cities



### Willacy County

**Total 1,039**

### Starr County

**Total 6,586**

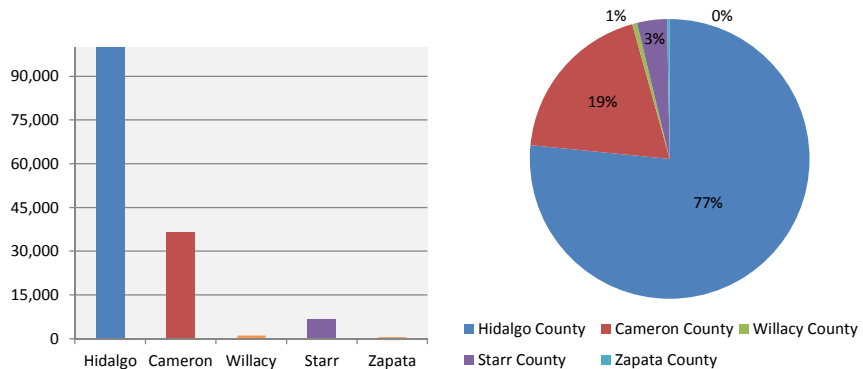
### Zapata County

**Total 519**

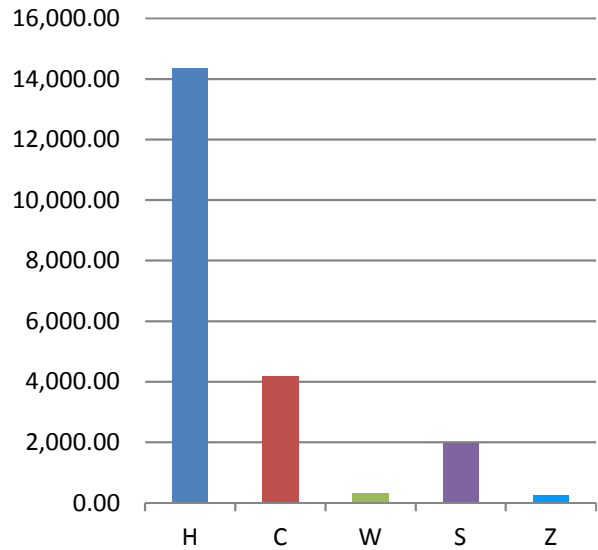
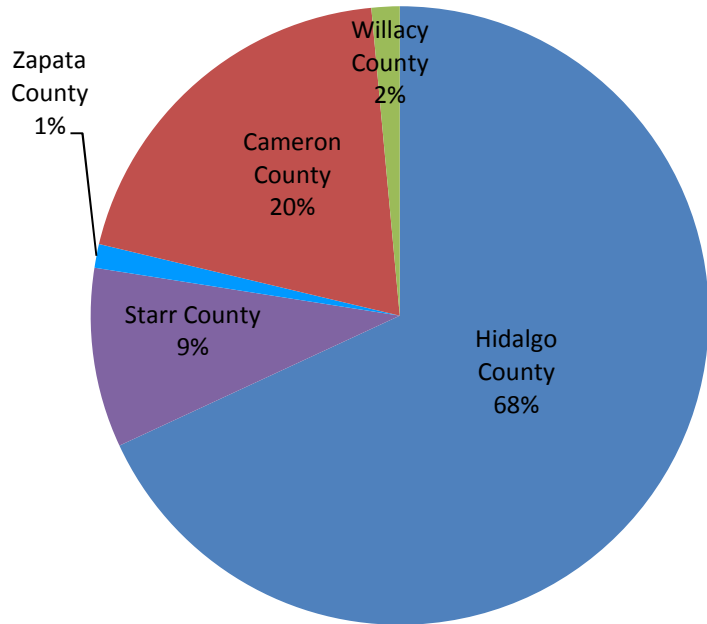
### SYSTEM TOTAL

**190,189**

### Ridership by County

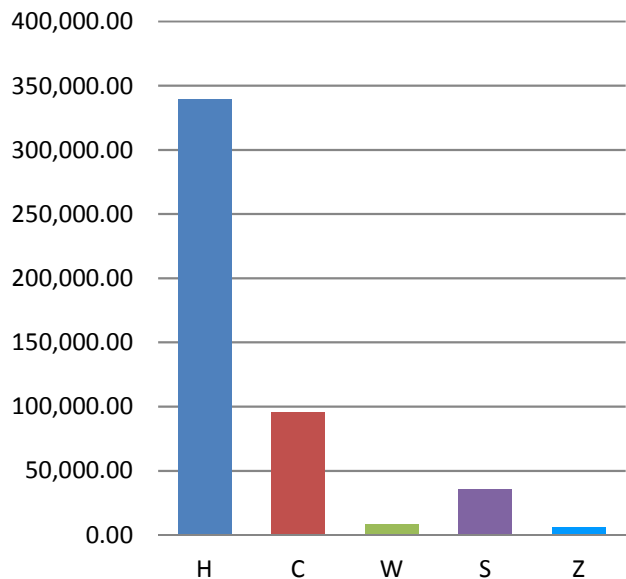
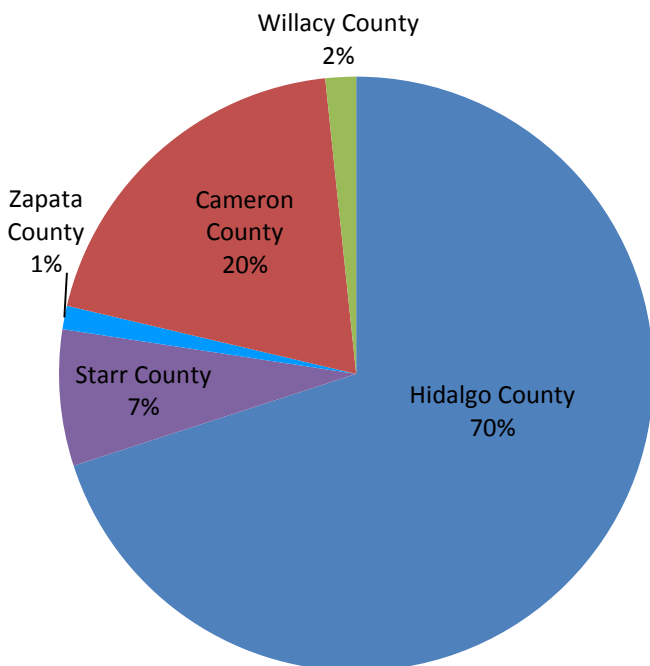


## Distribution of Revenue Hours



Revenue Hours Provided	
Hidalgo County	14,357.15
Starr County	1,978.69
Zapata County	262.34
Cameron County	4,177.44
Willacy County	310.95
<b>Total Revenue Hours</b>	<b>21,086.57</b>

## Distribution of Revenue Miles



Revenue Miles Provided	
Hidalgo County	339,121
Starr County	35,852
Zapata County	6,186
Cameron County	95,224
Willacy County	8,107
<b>Total Revenue Miles</b>	<b>484,490</b>

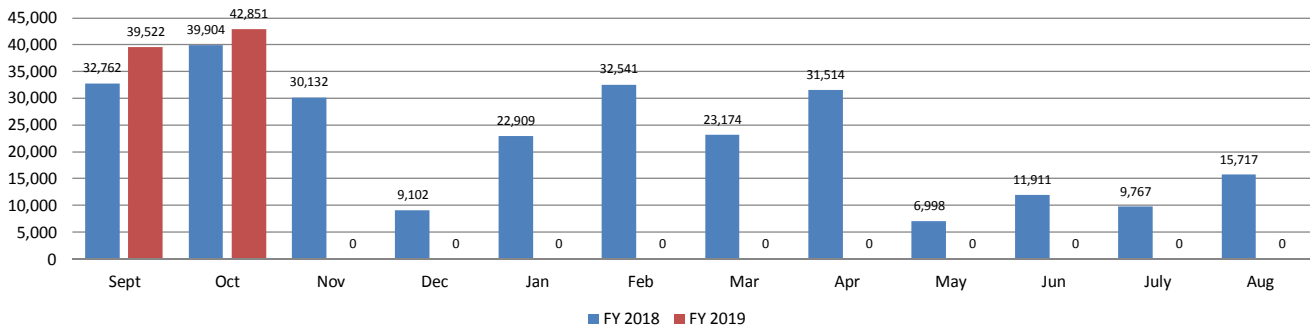


**FY 2020 University of Texas Rio Grande Valley  
Valley Metro Routes**

**Monthly Cumulative Passenger Counts**

Routes	Sept	Oct	Nov	Dec	Jan	Feb	Mar	Apr	May	Jun	July	Aug	Total
10	176	203											379
12	521	538											1,059
14	3,555	3,918											7,473
15	38	10											48
16	0	0											0
20	217	251											468
21	0	0											0
30	53	61											114
31	3	3											6
32	0	0											0
40	0	0											0
41	0	7											7
42	0	0											0
44	9	3											12
45	147	298											445
50	24	12											36
Vaquero Express	34,779	37,547											72,326
<b>Total</b>	<b>39,522</b>	<b>42,851</b>	<b>0</b>	<b>0</b>	<b>0</b>	<b>0</b>	<b>0</b>	<b>0</b>	<b>0</b>	<b>0</b>	<b>0</b>	<b>0</b>	<b>82,373</b>
<b>FY 2018</b>	<b>32,762</b>	<b>39,904</b>	<b>30,132</b>	<b>9,102</b>	<b>22,909</b>	<b>32,541</b>	<b>23,174</b>	<b>31,514</b>	<b>6,998</b>	<b>11,911</b>	<b>9,767</b>	<b>15,717</b>	<b>266,431</b>
Change Over Previous FY	6,760	2,947											

**2018 - 2019 Valley Metro Routes UTRGV Student Passenger Count**





**South Texas College - FY 2020  
Valley Metro Routes  
Monthly Cumulative Passenger Counts**

Routes	Sept	Oct	Nov	Dec	Jan	Feb	Mar	Apr	May	Jun	July	Aug	Total
10	7	10											17
12	161	173											334
14	0	0											0
15	0	0											0
16	0	0											0
20	18	24											42
30	0	1											1
31	8	66											74
32	0	0											0
40	0	0											0
41	10	1											11
42	0	2											2
44	16	2											18
45	145	113											258
60	880	1,037											1,917
61	100	177											277
62	62	136											198
DR-RGC	71	94											165
Purpleline	896	845											1,741
Greenline	1,361	1,558											2,919
<b>Total</b>	<b>3,735</b>	<b>4,239</b>	<b>0</b>	<b>0</b>	<b>0</b>	<b>0</b>	<b>0</b>	<b>0</b>	<b>0</b>	<b>0</b>	<b>0</b>	<b>0</b>	<b>7,974</b>
<b>Non Valley Metro Routes</b>													
Yellowline	2,638	2,862	0	0	0	0	0	0	0	0	0	0	5,500
Park & Ride	4,075	4,608	0	0	0	0	0	0	0	0	0	0	8,683
<b>Total</b>	<b>6,713</b>	<b>7,470</b>	<b>0</b>	<b>0</b>	<b>0</b>	<b>0</b>	<b>0</b>	<b>0</b>	<b>0</b>	<b>0</b>	<b>0</b>	<b>0</b>	<b>14,183</b>
<b>Grand Total</b>	<b>10,448</b>	<b>11,709</b>	<b>0</b>	<b>0</b>	<b>0</b>	<b>0</b>	<b>0</b>	<b>0</b>	<b>0</b>	<b>0</b>	<b>0</b>	<b>0</b>	<b>22,157</b>
Change Over Previous Month			-11,709	0	0	0	0	0	0	0	0	0	



**South Texas College - Mid Valley JagExpress  
STC Student Passenger Counts Comparison  
FY 2019**

**Direct Service**

Routes	STC	UTRGV	General Public	Total
Route 12 Ecouch/Elsa-Edinburg	334	1,059	1,251	2,644
Route 31 Business 83	74	6	10,964	11,044
Purple Line	1,741		1	1,742
Yellow Line	5,500		0	5,500
Green Line	2,919		2,532	5,451
Park & Ride	8,683		0	8,683
Route 60 Greenline Roma	1,917		463	2,380
Route 61 RGC West	277		665	942
Route 62 RGC East	198		1,185	1,383
DR-RGC	165		1,716	1,881
Vaquero Express		72,326	0	72,326
<b>Total</b>	<b>21,808</b>	<b>73,391</b>	<b>18,777</b>	<b>113,976</b>

**Connecting Service**

Routes	Connection	STC	UTRGV	General Public	Total
Route 10 Edinburg - McAllen	12, 31	17	379	4,641	5,037
Route 14 UTRGV VABL	12	0	7,473	558	8,031
Route 15 Edinburg	12	0	48	1,859	1,907
Route 20 Mission - McAllen	31	42	468	4,020	4,530
Route 30 Pharr San Juan - Edinburg	31	1	114	2,812	2,927
Route 32 Donna International Bridge	31	0	0	620	620
Route 40 Harlingen Medical	31	0	0	2,883	2,883
Route 41 Harlingen Retail	31	11	7	3,954	3,972
Route 42 San Benito Harlingen	31	2	0	1,339	1,341
Route 44 La Feria/Santa Rosa/Primera	31	18	12	1,262	1,292
Route 45 Cameron Career Connection	31	258	445	7,735	8,438
<b>Total</b>		<b>349</b>	<b>8,946</b>	<b>31,683</b>	<b>40,978</b>

**Total Service**

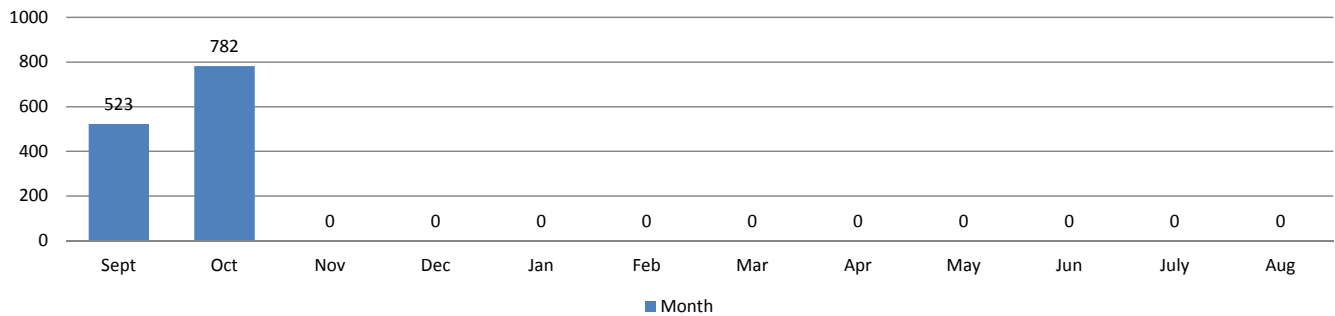
	STC	UTRGV	General Public	Total
<b>Grand Total</b>	<b>22,157</b>	<b>82,337</b>	<b>50,460</b>	<b>154,954</b>



**FY 2020 TSTC  
Valley Metro Routes  
Monthly Cumulative Passenger Counts**

Routes	Sept	Oct	Nov	Dec	Jan	Feb	Mar	Apr	May	Jun	July	Aug	Total
10	13	11											24
12	18	2											20
14	0	0											0
31	1	5											6
40	0	1											1
41	67	65											132
42	120	82											202
43	0	0											0
44	75	175											250
45	227	441											668
50	1	0											1
Willacy	1	0											1
<b>Total</b>	<b>523</b>	<b>782</b>	<b>0</b>	<b>0</b>	<b>0</b>	<b>0</b>	<b>0</b>	<b>0</b>	<b>0</b>	<b>0</b>	<b>0</b>	<b>0</b>	<b>1305</b>
<b>Change Over Previous Month</b>			<b>-782</b>	<b>0</b>	<b>0</b>	<b>0</b>	<b>0</b>	<b>0</b>	<b>0</b>	<b>0</b>	<b>0</b>	<b>0</b>	<b>-523</b>

**TSTC Student Ridership**

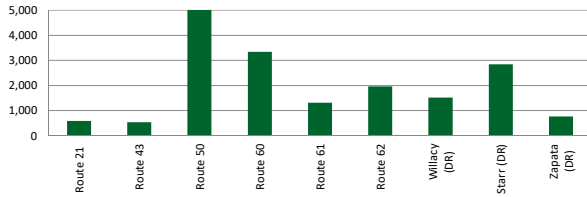




LOWER RIO GRANDE VALLEY DEVELOPMENT COUNCIL  
Valley Metro Service Summary  
FY 2020 November

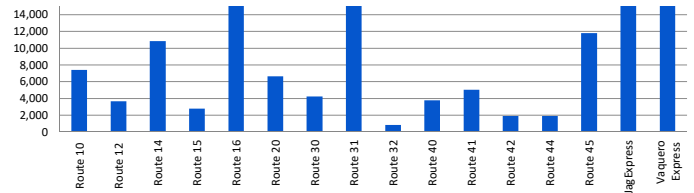
RURAL

Ridership by Route



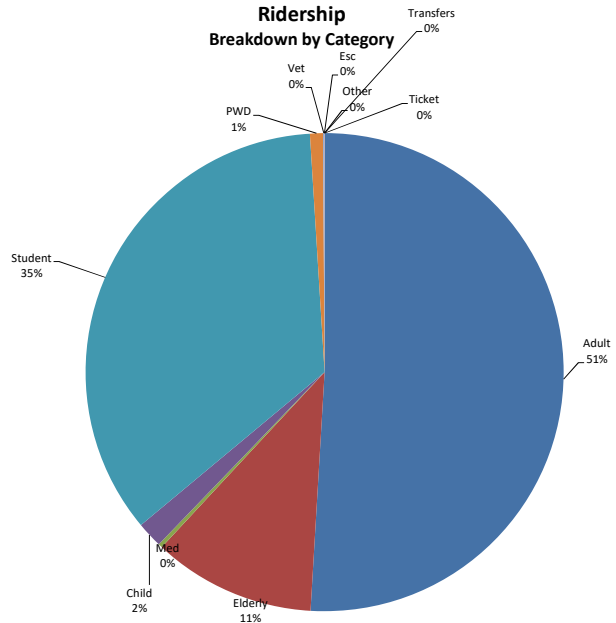
URBAN

Ridership by Route



	Route	Total Passenger Trips	Route Activity	Area(s) Served
RURAL	Route 21	592	0%	Sullivan City, West Hidalgo County
	Route 43	540	0%	South Cameron County
	Route 50	14,994	5%	Brownsville, Port Isabel
	Route 60	3,341	1%	Roma, Rio Grande City
	Route 61	1,319	0%	Rio Grande City
	Route 62	1,964	1%	Rio Grande City
	Willacy (DR)	1,516	1%	Willacy County
	Starr (DR)	2,848	1%	Starr County
	Zapata (DR)	764	0%	Zapata County
Metro Express	15,849	6%	Rio Grande Valley	
URBAN	Route 10	7,405	3%	Edinburg
	Route 12	3,684	1%	Edcouch, Elsa, Edinburg
	Route 14	10,846	4%	Edinburg
	Route 15	2,776	1%	Edinburg
	Route 16	20,296	7%	Edinburg
	Route 20	6,652	2%	Mission
	Route 30	4,213	2%	Pharr, San Juan
	Route 31	15,830	6%	Hidalgo County
	Route 32	844	0%	Donna
	Route 40	3,792	1%	Harlingen
	Route 41	5,048	2%	Harlingen
	Route 42	1,900	1%	San Benito
	Route 44	1,908	1%	Primera, La Feria, Santa Rosa
	Route 45	11,825	4%	Cameron County
	JagExpress	25,818	11%	Weslaco, Pharr, McAllen
Vaquero Express	107,356	39%	Edinburg	
Hidalgo	116	0%	City of Hidalgo	
<b>TOTAL</b>	<b>274,036</b>	<b>100%</b>		

Ridership Breakdown by Category



FY 2019 Sept-November  
244,507

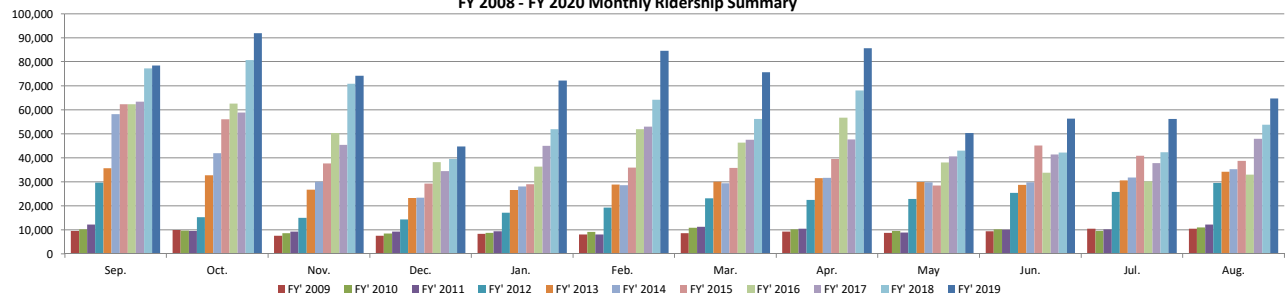
YEAR TO DATE RIDERSHIP REPORT  
FY 2020 November  
274,036

DIFFERENCE  
29,529

% DIFFERENCE  
12%

\* Rural service - service in rural low -population areas outside of urbanized areas  
\* Urban service- service between or within urbanized areas

FY 2008 - FY 2020 Monthly Ridership Summary



Fiscal Year	Sep.	Oct.	Nov.	Dec.	Jan.	Feb.	Mar.	Apr.	May	Jun.	Jul.	Aug.	Total	Difference	%Change
FY' 2008	9,978	4,927	4,378	4,077	9,057	9,065	8,832	9,195	9,624	9,031	8,706	9,568	96,438	45,095	88%
FY' 2009	9,538	9,913	7,540	7,562	8,323	8,113	8,567	9,344	8,720	9,363	10,483	10,428	107,894	11,456	12%
FY' 2010	10,274	9,702	8,580	8,471	8,670	9,204	10,836	10,274	9,566	10,107	9,537	10,931	116,152	8,258	8%
FY' 2011	12,184	9,480	9,336	9,254	9,445	8,016	11,255	10,460	8,801	10,046	10,176	12,111	120,564	4,412	4%
FY' 2012	29,644	15,256	14,982	14,267	17,057	19,196	23,184	22,450	22,827	25,436	25,807	29,518	259,624	139,060	115%
FY' 2013	35,707	32,758	26,634	23,293	26,542	28,858	30,087	31,465	29,911	28,744	30,596	34,255	358,850	99,226	38%
FY' 2014	58,118	41,893	30,069	23,338	28,011	28,593	29,386	31,638	29,761	29,806	31,733	35,241	397,587	38,737	11%
FY' 2015	62,315	55,976	37,648	29,214	29,063	35,854	35,785	39,503	28,431	45,056	40,891	38,683	478,419	80,832	20%
FY' 2016	62,317	62,627	50,274	38,130	36,305	51,887	46,286	56,675	37,990	33,822	30,148	32,939	539,400	60,981	13%
FY' 2017	63,305	58,773	45,397	34,433	45,012	53,051	47,542	47,628	40,601	41,409	37,719	47,917	562,787	23,388	4%
FY' 2018	77,255	80,744	70,823	39,507	51,877	64,209	56,076	68,058	42,956	42,169	42,264	53,725	689,663	126,876	23%
FY' 2019	78,440	91,930	74,137	44,709	72,199	84,562	75,604	85,670	50,318	56,330	56,234	64,773	834,906	145,243	21%
FY' 2020	91,929	98,308	83,799										274,036		
Monthly Change from Previous FY	13,489	6,378	9,662												
% Change	17%	7%	13%												

FY 2018 URBANIZED PERFORMANCE MEASURES\*

COST EFFECTIVENESS  
Cost per revenue mile = \$2.40 State Avg. = \$4.85  
Cost per revenue hour = \$46.22 State Avg. = \$73.39  
Cost per passenger = \$4.16 State Avg. = \$5.21

SERVICE EFFICIENCY  
Passengers per revenue mile = 0.58 State Avg. = .93  
Passengers per revenue hour = 11.12 State Avg. = 14.10

FY 2018 NONURBANIZED PERFORMANCE MEASURES\*

COST EFFECTIVENESS  
Cost per revenue mile = \$3.03 State Avg. = \$2.99  
Cost per revenue hour = \$71.08 State Avg. = \$59.91  
Cost per passenger = \$14.83 State Avg. = \$20.21

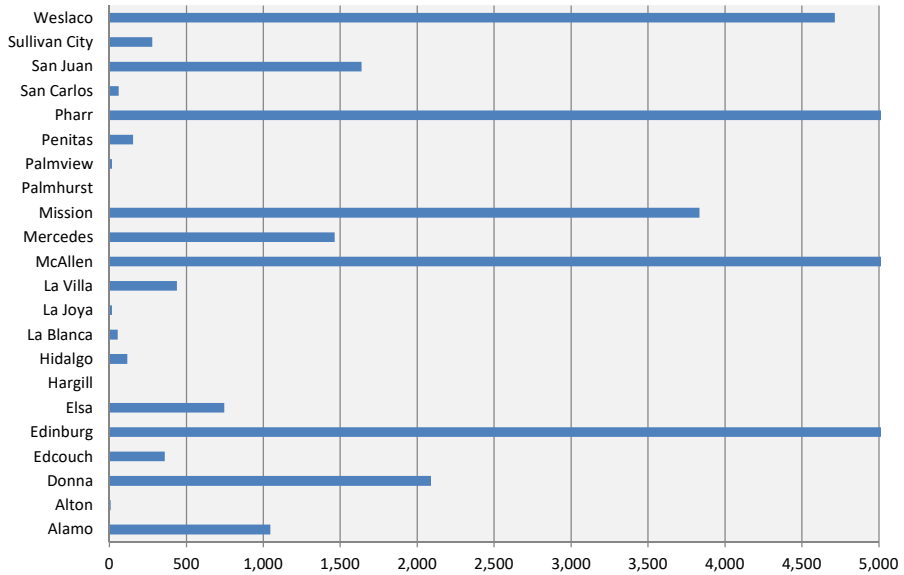
SERVICE EFFICIENCY  
Passengers per revenue mile = 0.20 State Avg. = .15  
Passengers per revenue hour = 5.44 State Avg. = 2.96

## Distribution of Ridership

### Hidalgo County

Alamo	1,047
Alton	9
Donna	2,090
Edcouch	359
Edinburg	146,781
Elsa	745
Hargill	0
Hidalgo	116
La Blanca	55
La Joya	16
La Villa	438
McAllen	41,024
Mercedes	1,463
Mission	3,834
Palmhurst	0
Palmview	16
Penitas	153
Pharr	5,483
San Carlos	60
San Juan	1,638
Sullivan City	278
Weslaco	4,714
<b>Total</b>	<b>210,319</b>

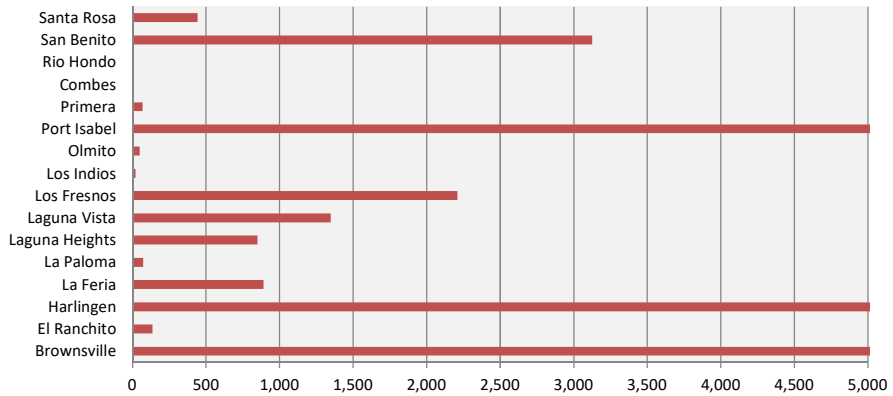
### Hidalgo County by Cities



### Cameron County

Brownsville	20,319
El Ranchito	135
Harlingen	16,095
La Feria	890
La Paloma	73
Laguna Heights	849
Laguna Vista	1,348
Los Fresnos	2,209
Los Indios	21
Olmito	49
Port Isabel	6,339
Primera	67
Combes	0
Rio Hondo	0
San Benito	3,127
Santa Rosa	444
<b>Total</b>	<b>51,965</b>

### Cameron County by Cities



### Willacy County

**Total 1,516**

### Starr County

**Total 9,472**

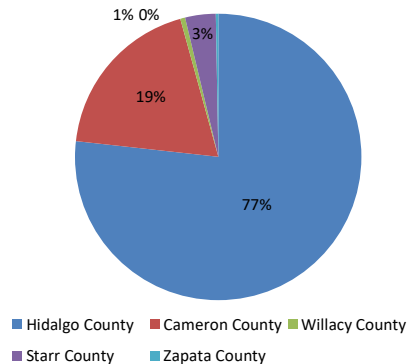
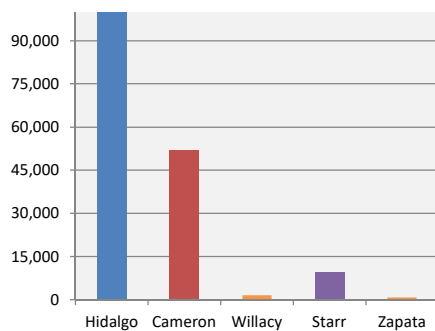
### Zapata County

**Total 764**

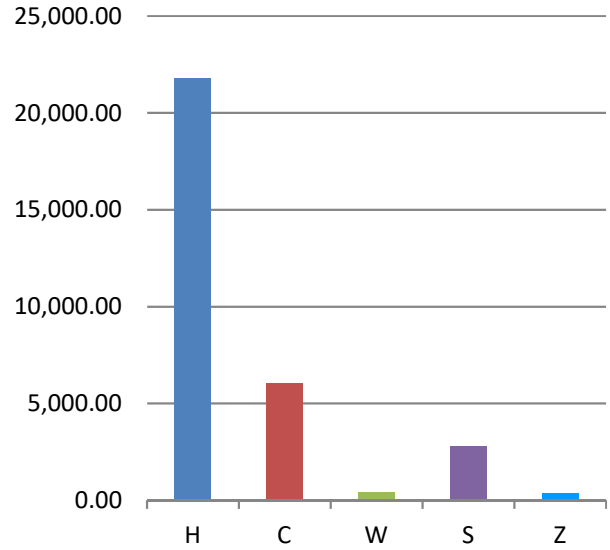
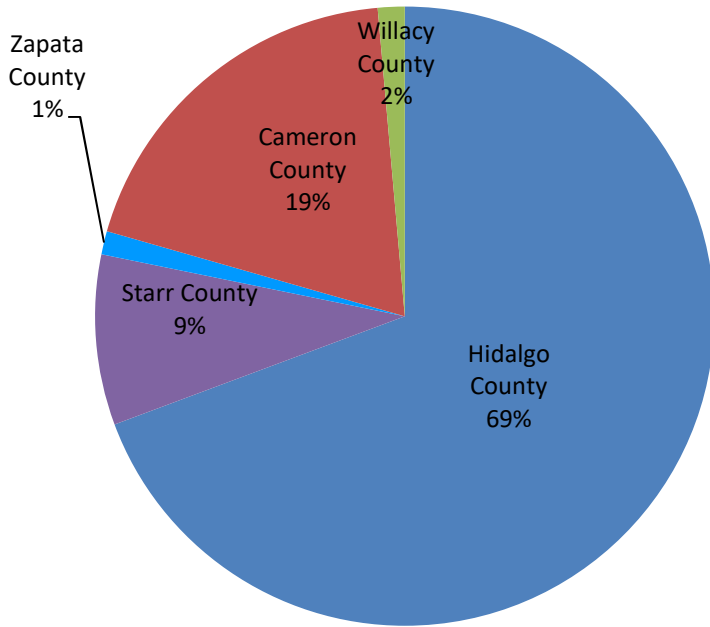
### SYSTEM TOTAL

**274,036**

### Ridership by County

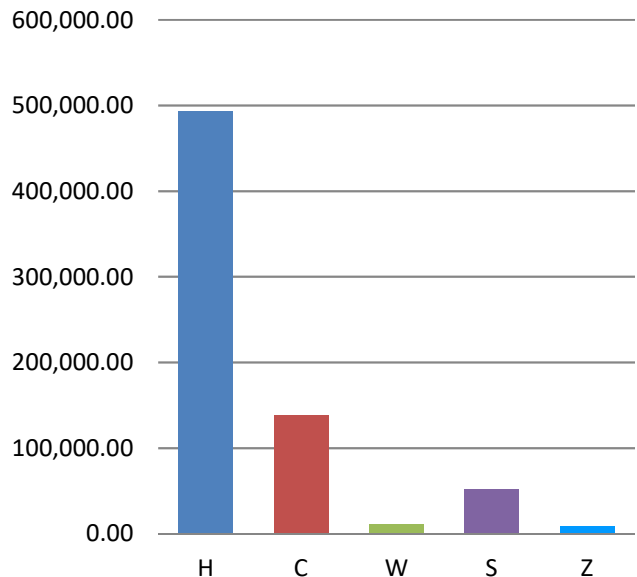
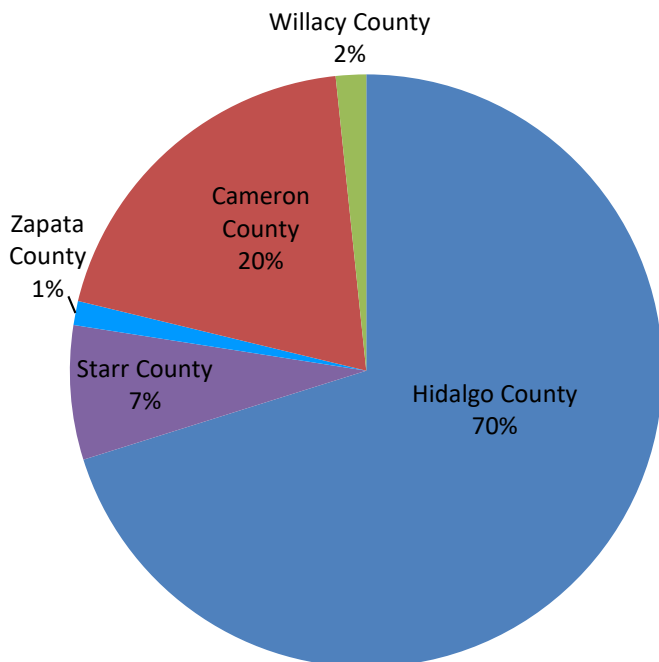


## Distribution of Revenue Hours



Revenue Hours Provided	
Hidalgo County	21,803.51
Starr County	2,798.57
Zapata County	383.30
Cameron County	6,030.25
Willacy County	441.30
<b>Total Revenue Hours</b>	<b>31,456.93</b>

## Distribution of Revenue Miles



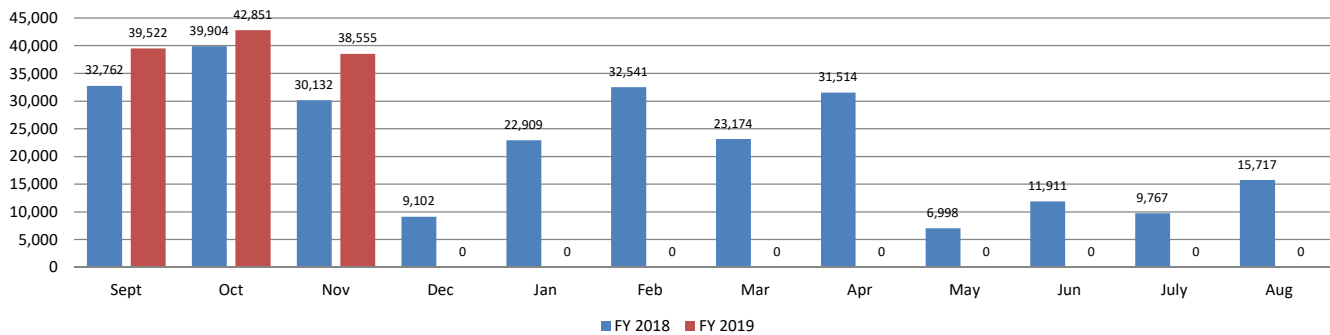
Revenue Miles Provided	
Hidalgo County	493,122
Starr County	51,410
Zapata County	9,188
Cameron County	137,598
Willacy County	11,594
<b>Total Revenue Miles</b>	<b>702,912</b>



**FY 2020 University of Texas Rio Grande Valley  
Valley Metro Routes  
Monthly Cumulative Passenger Counts**

Routes	Sept	Oct	Nov	Dec	Jan	Feb	Mar	Apr	May	Jun	July	Aug	Total
10	176	203	201										580
12	521	538	400										1,459
14	3,555	3,918	2,433										9,906
15	38	10	8										56
16	0	0	0										0
20	217	251	179										647
21	0	0	0										0
30	53	61	50										164
31	3	3	0										6
32	0	0	0										0
40	0	0	0										0
41	0	7	0										7
42	0	0	0										0
44	9	3	3										15
45	147	298	241										686
50	24	12	10										46
Vaquero Express	34,779	37,547	35,030										107,356
<b>Total</b>	<b>39,522</b>	<b>42,851</b>	<b>38,555</b>	<b>0</b>	<b>0</b>	<b>0</b>	<b>0</b>	<b>0</b>	<b>0</b>	<b>0</b>	<b>0</b>	<b>0</b>	<b>120,928</b>
<b>FY 2018</b>	<b>32,762</b>	<b>39,904</b>	<b>30,132</b>	<b>9,102</b>	<b>22,909</b>	<b>32,541</b>	<b>23,174</b>	<b>31,514</b>	<b>6,998</b>	<b>11,911</b>	<b>9,767</b>	<b>15,717</b>	<b>266,431</b>
Change Over Previous FY	6,760	2,947	8,423										

**2018 - 2019 Valley Metro Routes UTRGV Student Passenger Count**





**South Texas College - FY 2020  
Valley Metro Routes  
Monthly Cumulative Passenger Counts**

Routes	Sept	Oct	Nov	Dec	Jan	Feb	Mar	Apr	May	Jun	July	Aug	Total
10	7	10	24										41
12	161	173	108										442
14	0	0	0										0
15	0	0	0										0
16	0	0	0										0
20	18	24	0										42
30	0	1	0										1
31	8	66	69										143
32	0	0	0										0
40	0	0	0										0
41	10	1	3										14
42	0	2	3										5
44	16	2	11										29
45	145	113	101										359
60	880	1,037	744										2,661
61	100	177	128										405
62	62	136	108										306
DR-RGC	71	94	100										265
Purpleline	896	845	562										2,303
Greenline	1,361	1,558	1,205										4,124
<b>Total</b>	<b>3,735</b>	<b>4,239</b>	<b>3,166</b>	<b>0</b>	<b>0</b>	<b>0</b>	<b>0</b>	<b>0</b>	<b>0</b>	<b>0</b>	<b>0</b>	<b>0</b>	<b>11,140</b>
<b>Non Valley Metro Routes</b>													
Yellowline	2,638	2,862	2,160	0	0	0	0	0	0	0	0	0	7,660
Park & Ride	4,075	4,608	2,817	0	0	0	0	0	0	0	0	0	11,500
<b>Total</b>	<b>6,713</b>	<b>7,470</b>	<b>4,977</b>	<b>0</b>	<b>0</b>	<b>0</b>	<b>0</b>	<b>0</b>	<b>0</b>	<b>0</b>	<b>0</b>	<b>0</b>	<b>19,160</b>
<b>Grand Total</b>	<b>10,448</b>	<b>11,709</b>	<b>8,143</b>	<b>0</b>	<b>0</b>	<b>0</b>	<b>0</b>	<b>0</b>	<b>0</b>	<b>0</b>	<b>0</b>	<b>0</b>	<b>30,300</b>
Change Over Previous Month			-3,566	-8,143	0	0	0	0	0	0	0	0	



**South Texas College - Mid Valley JagExpress  
STC Student Passenger Counts Comparison  
FY 2019**

<b>Direct Service</b>					
Routes	STC	UTRGV	General Public	Total	
Route 12 Ecouch/Elsa-Edinburg	442	1,459	1,783	3,684	
Route 31 Business 83	143	6	15,681	15,830	
Purple Line	2,303		1	2,304	
Yellow Line	7,660		0	7,660	
Green Line	4,124		3,571	7,695	
Park & Ride	11,500		0	11,500	
Route 60 Greenline Roma	2,661		680	3,341	
Route 61 RGC West	405		914	1,319	
Route 62 RGC East	306		1,658	1,964	
DR-RGC	265		2,583	2,848	
Vaquero Express		107,356	0	107,356	
<b>Total</b>	<b>29,809</b>	<b>108,821</b>	<b>26,871</b>	<b>165,501</b>	
<b>Connecting Service</b>					
Routes	Connection	STC	UTRGV	General Public	Total
Route 10 Edinburg - McAllen	12, 31	41	580	6,784	7,405
Route 14 UTRGV VABL	12	0	9,906	940	10,846
Route 15 Edinburg	12	0	56	2,720	2,776
Route 20 Mission - McAllen	31	42	647	5,963	6,652
Route 30 Pharr San Juan - Edinburg	31	1	164	4,048	4,213
Route 32 Donna International Bridge	31	0	0	844	844
Route 40 Harlingen Medical	31	0	0	3,792	3,792
Route 41 Harlingen Retail	31	14	7	5,027	5,048
Route 42 San Benito Harlingen	31	5	0	1,895	1,900
Route 44 La Feria/Santa Rosa/Primera	31	29	15	1,864	1,908
Route 45 Cameron Career Connection	31	359	686	10,780	11,825
<b>Total</b>		<b>491</b>	<b>12,061</b>	<b>44,657</b>	<b>57,209</b>
<b>Total Service</b>					
	STC	UTRGV	General Public	Total	
<b>Grand Total</b>	<b>30,300</b>	<b>120,882</b>	<b>71,528</b>	<b>222,710</b>	



**FY 2020 TSTC  
Valley Metro Routes  
Monthly Cumulative Passenger Counts**

Routes	Sept	Oct	Nov	Dec	Jan	Feb	Mar	Apr	May	Jun	July	Aug	Total
10	13	11	0										24
12	18	2	9										29
14	0	0	0										0
31	1	5	0										6
40	0	1	0										1
41	67	65	24										156
42	120	82	52										254
43	0	0	0										0
44	75	175	126										376
45	227	441	319										987
50	1	0	1										2
Willacy	1	0	0										1
<b>Total</b>	<b>523</b>	<b>782</b>	<b>531</b>	<b>0</b>	<b>0</b>	<b>0</b>	<b>0</b>	<b>0</b>	<b>0</b>	<b>0</b>	<b>0</b>	<b>0</b>	<b>1836</b>
<b>Change Over Previous Month</b>		<b>259</b>	<b>-251</b>	<b>-531</b>	<b>0</b>	<b>0</b>	<b>0</b>	<b>0</b>	<b>0</b>	<b>0</b>	<b>0</b>	<b>0</b>	<b>-523</b>

**TSTC Student Ridership**

